



annual report **2008**

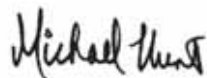
Chairman's letter

We've come a long way in a short time. A number of milestones have been achieved in not much more than one year after the failed dot com company, Comdek Limited, was restructured and readmitted to the ASX. We have:

- more than \$12 million in the bank;
- a new corporate identity – Resource Generation Limited;
- an advanced major coal project in South Africa on which this month drilling commenced to prove up resources and prefeasibility studies began;
- closer to home, three coal exploration projects in Tasmania with historical (pre- JORC delineated) coal mineralisation of 72-102 million tonnes;
- uranium prospects in Cameroon; and
- an experienced board of directors. They include Paul Jury, one of Australia's eminent coal entrepreneurs as managing director and his long time associate Steve Matthews as executive director. Their experience in establishing and operating coal mines and in their recent entrepreneurial success with Resource Pacific Holdings Limited will be invaluable to the Company as we progress it towards coal production.

The future of Resource Generation Limited looks great.

For getting it to this stage, I would like to thank my co-directors Scott Douglas and more recently Paul Jury and Steve Matthews, our company secretary Mark Clements, recently retired director Paul Pawlowitsch and especially our strong shareholder base who backed the Company in its initial restructure and those who have supported the Company in advancing it to the present stage. I am confident your support will be well rewarded.



Michael Hunt
Chairman

Contents

Chairman's letter	IFC
AGM details	IFC
Operations review	01
Financial report	04
Corporate directory	IBC

Annual general meeting

The annual general meeting will be held at 10.00am on Thursday, 6 November 2008 at the Radisson Plaza Hotel, 27 O'Connell Street, Sydney.

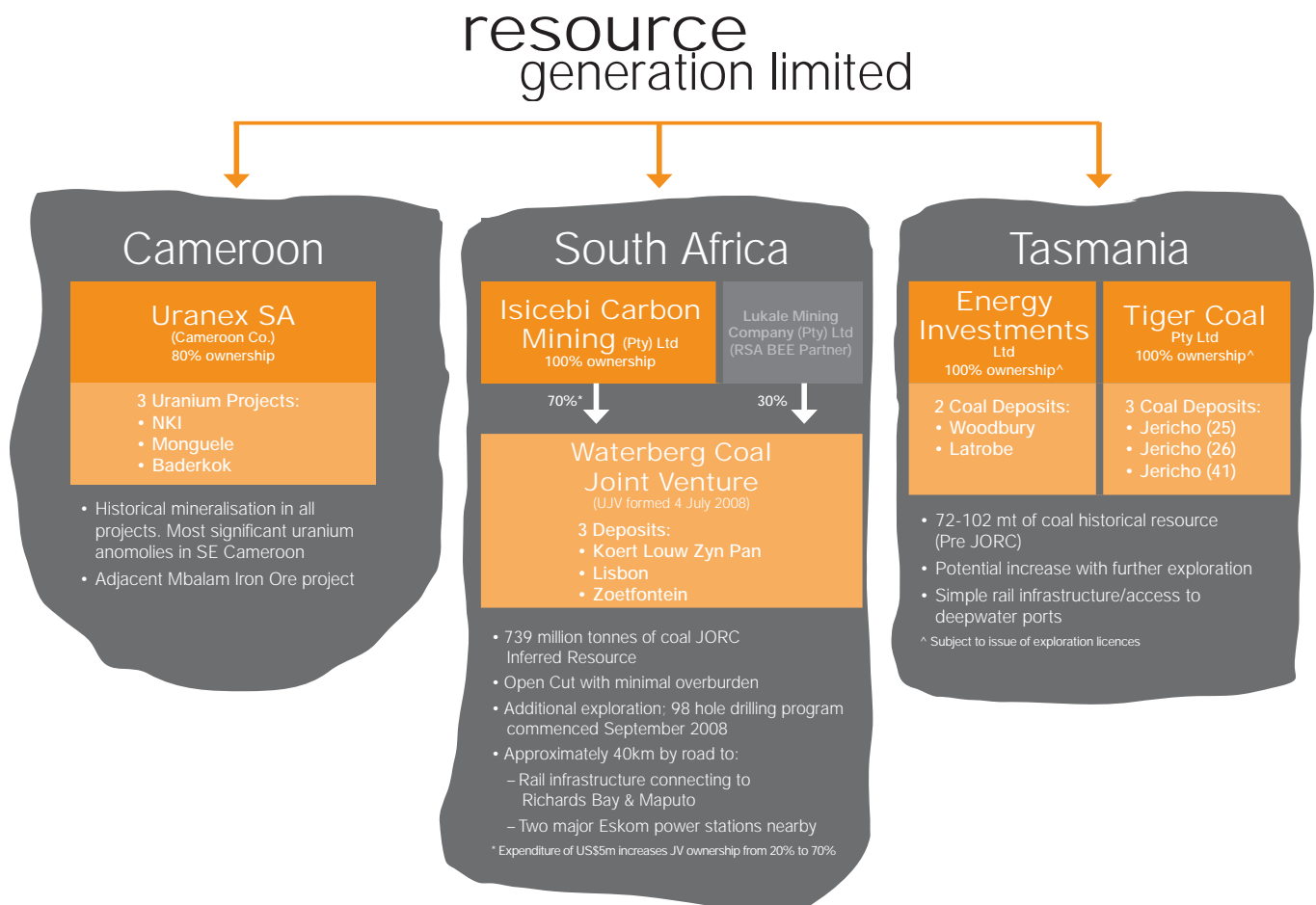
Operations review

Resource Generation Limited is the new name for our Company (formerly Comdek Limited) approved by shareholders on 5 September 2008. It signifies the transformation of the Company, which over the last year has been able to build on its reconstruction, securing access to several mineral resource deposits and establishing a platform for its development as a new "energy resources company" specialising in the development of major energy related resources.

Resource Generation currently has a geographically diverse portfolio of what it believes to be high grade resource deposits. It has recently raised funds to assist in the first stage of exploration and pre-feasibility programs (including immediate commencement of drilling) to establish that these resource deposits can be developed into operating mines.

A new management team has been installed with experience in the development of resources into mining operations and with this expertise in place also expects that opportunities to expand the Company's operational and development platform will become available.

The current structure of the company is represented in the following chart:



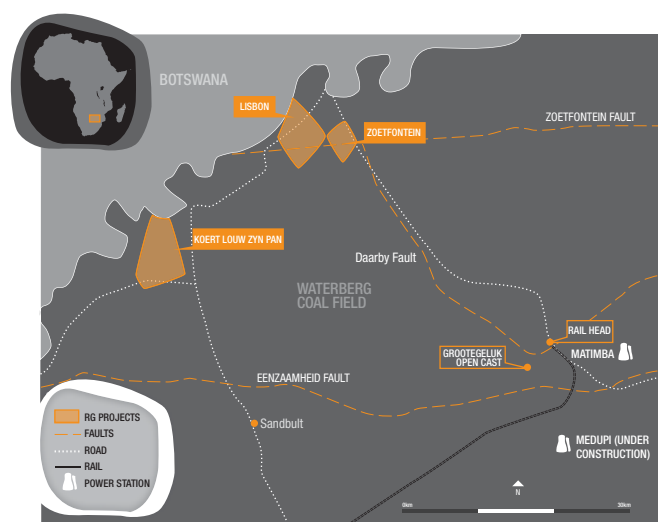
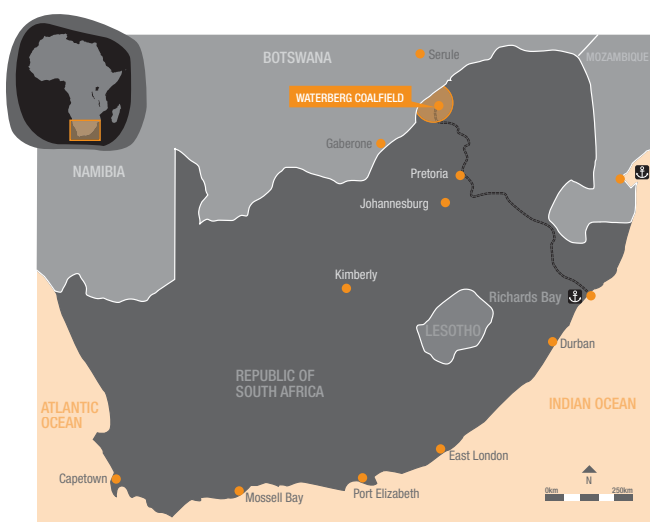
Operations review

The strategy for the Company is to develop high grade “energy” related resources into viable and competitive mining operations. Accelerated shareholder value is targeted through the delivery of physical mining activity.

The portfolio of resources already accumulated include low overburden, inexpensive to mine coal deposits in South Africa and Australia as well as potentially very low cost uranium deposits in Cameroon. Exploration programs are currently underway, and in addition in the case of South Africa, mine approval processes to deliver in as short a timeframe as possible feasible mining options that can ultimately lead to the commencement of cash flow positive mining operations.

South Africa

In the Waterberg area of South Africa a large undeveloped resource of high grade coal remains to be developed. In an energy hungry environment a new major power station is under construction in the near vicinity of one of the Company's major deposits. This mine is also only a short distance away from the rail link to one of the world's major coal ports, Richards Bay. Currently the JORC resource estimate in the Company's three areas is 738.8 million tonnes*. The company has commenced a new 98 exploration hole program to determine coal qualities, if an increase in the resource estimate is possible and to develop an economic mine plan leading to a bankable reserve. In this way the Company can establish a plan that would underwrite the purchase of mining equipment to develop the Waterberg properties.



* Information in this report that relates to exploration results, mineral resources or ore reserves in South Africa is based on information compiled by Mr Dawie Van Wyk who is a consultant to the Company and is a member of a Recognised Overseas Professional Organisation. Mr Van Wyk has sufficient experience which is relevant to the style of mineralisation and type of deposit under consideration and to the activity which he is undertaking to qualify as a Competent Person as defined in the 2004 Edition of the 'Australasian Code for Reporting of Exploration Results, Mineral Resources and Ore Reserves'. Mr Van Wyk has given and has not withdrawn consents to the inclusion in the report of the matters based on his information in the form and context in which it appears.

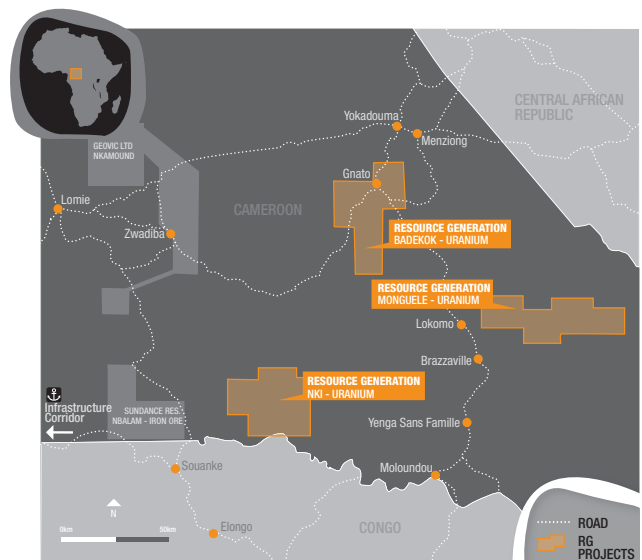
Tasmania

In Tasmania the Company is awaiting the granting of exploration permits for the above areas. Once these permits are granted a new exploration program will be undertaken. Indications based on the historical drilling data are that open cut mining is possible and that export grade thermal coal is extractable. A historical resource of 72-102 million tonnes** has been estimated. If the subsequent exploration program proves these estimates then a balanced and appropriate feasibility process will be undertaken. Infrastructure issues are minimal if these mines are to be realised with deepwater ports only (approximately 100km via an existing rail line).



Cameroon

In Cameroon the Company has an interest in three highly prospective uranium deposits. Proving up the mineralisation within these deposits is the major strategy within the near term.



** Information in this report that relates to exploration results, mineral resources or ore reserves in Tasmania is based on information compiled by Mr Rowan Armstrong who is an employee of the Company and is a member of the Australasian Institute of Mining and Metallurgy. Mr Armstrong has sufficient experience which is relevant to the style of mineralisation and type of deposit under consideration and to the activity which he is undertaking to qualify as a Competent Person as defined in the 2004 Edition of the 'Australasian Code for Reporting of Exploration Results, Mineral Resources and Ore Reserves'. Mr Armstrong has given and has not withdrawn consents to the inclusion in this report based on his information in the form and context in which it appears.

Resource Generation Limited (Formerly Comdek Limited)

Financial report for 30 June 2008

Contents

Directors' report	5
Auditor's independence declaration	13
Corporate governance statement	14
Financial report	
Income statement	17
Balance sheet	18
Statement of changes in equity	19
Cash flow statement	21
Notes to the financial statements	22
Directors' declaration	46
Independent auditor's review report	47
ASX additional information	49
Corporate directory	IBC

Directors' report

30 June 2008

Your directors submit the financial report of the economic entity ("Company") for the year ended 30 June 2008.

Directors

The names of the directors of the Company in office during the year and until the date of this report are as follows. Directors were in office for this entire period unless otherwise stated.

Michael Hunt (Appointed 28 November 2007)
Peter Christie (Resigned 1 October 2007)
Ian Hobson (Resigned 1 October 2007)
Peter Pawlowitsch (Resigned 15 July 2008)
Scott Douglas (Appointed 1 October 2007)
Edward Mead (Appointed 1 October 2007, Resigned 28 November 2007)
Paul Jury (Appointed 15 July 2008)
Stephen Matthews (Appointed 15 July 2008)

Corporate Developments

A number of significant corporate events occurred in the year under review:

- On 27 June 2007, the company announced it had entered into an agreement to purchase 80% of the issued capital in Uranex SA (Uranex) which holds three Exploration Permits located in south east Cameroon, prospective for uranium. This transaction was approved by shareholders on 28 November 2007 with settlement completed on 29 January 2008.
- On 17 July 2007, the Company allotted 49,960,000 shares raising \$1,249,000.
- On 7 November 2007, the Company announced it had entered into an agreement to purchase 100% of the issued capital of Isicebi Carbon Mining (Pty) Ltd, a South African company that has the right to earn a 70% interest in three coal projects located in the Waterberg region of South Africa (The Waterberg Coal Joint Venture).
- On 7 February 2008, the Company announced it entered into an agreement to purchase 100% of the issued capital of Energy Investments Pty Ltd, an Australian company that has applied for the Woodbury and Latrobe Coal Projects in Tasmania. These exploration permits are still pending issue.
- On 27 May 2008, the Company announced it entered into an option to purchase 100% of the issued capital of Tiger Coal Pty Ltd, an Australian company that has applied for Jericho East and Jericho West Coal Projects in Central Tasmania. These permits are still pending issue.
- On 18 June 2008, the Company announced the appointment of a new Managing Director, Mr Paul Jury and Executive Director and Company Secretary Mr Stephen Matthews.

Dividends

No dividends were paid or proposed to be paid to members during the financial year.

Review and results of operations

The Company's wholly owned subsidiary Fusion Communication Services Pty Limited (FCS) continued to operate its satellite communication business supplying telephone, data, facsimile, eftpos and internet to remote mining sites. On 31 August 2008, the Company closed its satellite communications business operated by its wholly owned subsidiary Fusion Communication Services Pty Ltd (name changed on 1 September 2008 to Comdek Satellite Communications Pty Ltd).

The operating loss for the year for the Company was \$10,988,575.

Matters Subsequent to the End of the Financial Year

On 7 July 2008, the Company announced it had completed settlement of the acquisition to purchase 100% of the issued capital of Isicebi Carbon Mining (Pty) Ltd, a South African company that has the right to earn a 70% interest in the Waterberg Coal Joint Venture.

On 11 July 2008, the Company issued 20,000,000 fully paid ordinary shares in lieu of cash for professional services rendered in connection with the completion of the Waterberg Coal Joint Venture.

On 24 July 2008, the Company announced an increase of the inferred resource of its South African Coal project from 415 million tonnes to 738.8 million tonnes.

Directors' report (continued)

30 June 2008

On 15 August 2008, the Company announced it had raised \$12 million through a placement of 66,666,667 shares at 18 cents per share. The shares were placed with a broad portfolio of institutional and sophisticated investors. 51,231,756 shares were settled on 22 August 2008, of which the issue of 50,000,000 was approved by shareholders at the general meeting held on 26 May 2008. The balance of 15,434,911 shares are subject to shareholder approval at the Company's AGM in November 2008.

At a General Meeting on 5 September 2008, the Company changed its name to Resource Generation Limited.

Likely Developments and Expected Results of Operations

There were no likely developments in the operations of the Company that were not finalised at the date of this report. Further information on likely developments in the operations of the Company and the expected results of operations have not been included in this financial report because the directors believe it would be likely to result in unreasonable prejudice to the Company.

Environmental Regulation

The Company is aware of its environmental regulations and seeks to comply with them in all relevant jurisdictions.

Information on Directors

Michael Hunt

Non-Executive Chairman, age 61. Appointed 28 November 2007.

Experience and Expertise

Mr Hunt is an experienced commercial lawyer and has provided advice on mining and petroleum law to local and overseas companies and governments. Mr Hunt is a partner in Hunt & Humphry Project Lawyers in Perth.

Mr Hunt was the founding Chairman of Red Back Mining NL (formerly ASX listed) and in that role over a period of 9 years helped take that company from junior Australian explorer to listing on the TSX and subsequent gold production.

Mr Hunt is also Executive Chairman of AI Minerals Ltd (ASX listed) which in less than three years has progressed from junior Australian explorer to conducting a feasibility study into commencing a gold mine at its Laverton Bright Star project.

Other Current Directorships

Mr Hunt is a non-executive Director of Red Back Mining Inc (listed on the Toronto Stock Exchange), Executive Chairman of AI Minerals Ltd (ASX listed) and is also a director of ASX listed, Balkans Gold Limited.

Former Executive Directorships in the Last Three Years

None.

Interests in Shares and Options

500,000 ordinary shares in Resource Generation Limited (formerly Comdek Limited). (Mr Hunt is a director and beneficiary of Amwell Pty Ltd and is deemed to have a relevant interest in the Comdek shares held by that company).

3,500,000 10c options to acquire ordinary shares in Resource Generation Limited (formerly Comdek Limited).

3,500,000 15c options to acquire ordinary shares in Resource Generation Limited (formerly Comdek Limited).

Paul Jury BComm, CA, FFin, ACIS, FTIA

Managing Director, age 51. Appointed 15 July 2008.

Experience and Expertise

Mr Jury has over 26 years experience in managing businesses, the last 19 years being in the coal sector. Mr Jury's positions have included Chief Financial Officer of Coal & Allied Industries Limited, Finance Director of Coal Mines Australia Limited, Executive Chairman of Oceanic Coal Australia Limited and Managing Director of Resource Pacific Holdings Limited.

Other Current Directorships

None.

Former Directorships in the Last Three Years

Resource Pacific Holdings Limited (resigned 19 February 2008).

Interests in Shares and Options

None.

On 15 August 2008, the Company announced it had raised \$12 million through a placement of 66,666,667 shares at 18 cents per share. Of this placement, 15,434,911 shares are to be issued to Mr Jury or his nominee, subject to shareholder approval at the Company's AGM in November 2008.

A general meeting of shareholders held on 5 September 2008 approved the issue of the following option package to Mr Jury;

No. of Options	Exercise Price	Term of expiry
27.98 million	20.0c	12 months from date of issue
27.98 million	27.5c	18 months from date of issue
27.98 million	35.0c	24 months from date of issue

Stephen Matthews BSc (Hons) ACA, FFin

Executive Director, age 51. Appointed 15 July 2008.

Experience and Expertise

Mr Matthews has over 23 years corporate finance and commercial experience, including 12 years in the coal industry. Mr Matthews' previous positions were as a senior executive with Coal Mines Australia Limited, Billiton Coal Australia, BHP Billiton's Hunter Valley Energy Coal division and Resource Pacific Holdings Limited.

Other Current Directorships

None.

Former Directorships in the Last Three Years

None.

Special Responsibilities

Company Secretary.

Interests in Shares and Options

A general meeting of shareholders held on 5 September 2008 approved the issue of the following option package to Mr Matthews;

No. of Options	Exercise Price	Term of expiry
13.99 million	20.0c	12 months from date of issue
13.99 million	27.5c	18 months from date of issue
13.99 million	35.0c	24 months from date of issue

Scott Douglas

Executive Director, age 33. Appointed 1 October 2007.

Experience and Expertise

Mr Douglas has considerable experience and skills in investor relations, project management, and strategic corporate advice. Mr Douglas has provided corporate advice, business development and capital raising services to a number of junior resource companies and was instrumental in the formation and ASX listing of Ironclad Mining Limited (\$20m capital raising) and held a business development and marketing role with Scimitar Resources Limited.

Other Current Directorships

Mr Douglas is an executive Director of ASX listed, Balkans Gold Limited.

Former Executive Directorships in the Last Three Years

None.

Directors' report (continued)

30 June 2008

Interests in Shares and Options

2,532,881 ordinary shares in Resource Generation Limited (formerly Comdek Limited). (Mr Douglas is an associate of the Warrior Trust and is deemed to have a relevant interest in the Comdek shares held by that Trust).

2,500,000 2.5c options to acquire ordinary shares in Resource Generation Limited (formerly Comdek Limited).

2,500,000 5c options to acquire ordinary shares in Resource Generation Limited (formerly Comdek Limited).

2,500,000 6c options to acquire ordinary shares in Resource Generation Limited (formerly Comdek Limited).

2,500,000 7c options to acquire ordinary shares in Resource Generation Limited (formerly Comdek Limited).

2,500,000 15.5c options to acquire ordinary shares in Resource Generation Limited (formerly Comdek Limited).

2,500,000 18.5c options to acquire ordinary shares in Resource Generation Limited (formerly Comdek Limited).

5,000,000 20.5c options to acquire ordinary shares in Resource Generation Limited (formerly Comdek Limited).

Peter Pawlowitsch

Executive director, age 34. Resigned 15 July 2008.

Experience and Expertise

Mr Pawlowitsch holds a Bachelor of Commerce from the University of Western Australia and is a Certified Practising Accountant, he also holds a Masters of Business Administration from Curtin University. Mr Pawlowitsch has over 10 years experience in accounting, business management and evaluating businesses and projects.

Since March 2006 he has been working as a business consultant providing business and management services to various clients, including a number of clients in the telecommunications industry. Mr Pawlowitsch managed the Company's 100% owned subsidiary Fusion Communication Services Pty Ltd.

Other Current Directorships

Maverick Drilling International Ltd (appointed 2nd July 2008).

Former Executive Directorships in the Last Three Years

None.

Interests in Shares and Options

1,500,000 ordinary shares in Resource Generation Limited (formerly Comdek Limited).

901,795 1c options to acquire ordinary shares in Resource Generation Limited (formerly Comdek Limited).

2,000,000 2.5c options to acquire ordinary shares in Resource Generation Limited (formerly Comdek Limited).

2,000,000 6c options to acquire ordinary shares in Resource Generation Limited (formerly Comdek Limited).

750,000 15.5c options to acquire ordinary shares in Resource Generation Limited (formerly Comdek Limited).

750,000 18.5c options to acquire ordinary shares in Resource Generation Limited (formerly Comdek Limited).

Edward Mead

Director, age 37. Appointed 1 October 2007, Resigned 28 November 2007.

Experience and Expertise

Mr Mead is a geologist with over twelve years experience in exploration, project management, resource and reserve modeling, JV management, acquisition assessments and tenement administration. Mr Mead is a member of the Australasian Institute of Mining and Metallurgy. Mr Mead has worked as a resource/exploration geologist and tenement administrator with companies in Australia that have included Oroya Mining Limited, Southern Cross Group and Sons of Gwalia. Mr Mead most recently held the position of geology manager for ASX listed Fox Resources Limited.

Ian Hobson

Executive director, age 43. Resigned 1 October 2007.

Experience and Expertise

Mr Hobson holds a Bachelor of Business degree and is a Chartered Accountant. He provides company secretarial services and corporate, management and accounting advice to a number of companies involved in the resource, technology and retail industries.

Peter Christie

Executive director, age 46. Resigned 1 October 2007.

Experience and Expertise

Mr Christie graduated from Curtin University with a Bachelor of Business in 1983 and is a qualified Accountant and Tax Agent. He has 17 years of public accounting experience and has developed extensive hospitality and property development interests.

Company Secretary

The Company Secretary is Mark Clements. Mr Clements was appointed to the position of Company Secretary on 1 October 2007. Mr Clements holds a Bachelor of Commerce degree from the University of Western Australia and is a Fellow of the Institute of Chartered Accountants. Mr Clements has over 13 years management, corporate administration, finance and accounting experience working for a number of listed and unlisted public companies for which he has held the role of Company Secretary for over 10 years. Mr Clements has previously worked for an international accounting firm.

Meetings of Directors

The number of meetings of the Company's Board of directors held during the year ended 30 June 2008, and the number of meetings attended by each director were:

Name of Director	Number of Meetings A	Number of Meetings B
Michael Hunt	6	6
Peter Pawlowitsch	12	11
Scott Douglas	10	10
Ian Hobson	–	2
Edward Mead	4	4
Peter Christie	2	2
Paul Jury	–	–
Steve Matthews	–	–

A = Number of meetings held during the time the director held office during the year.

B = Number of meetings attended.

Remuneration Report

The remuneration report is set out under the following main headings:

- 1 Principles used to determine the nature and amount of remuneration;
- 2 Details of remuneration;
- 3 Service agreements;
- 4 Share-based compensation; and
- 5 Additional information.

The information provided under headings 1 to 4 above includes remuneration disclosures that are required under Accounting Standard AASB 124, Related Party Disclosures. These disclosures have been transferred from the financial report and have been audited. The disclosures in section 5 are additional disclosures required by the Corporations Act 2001 and the Corporations Regulations 2001 which have not been audited.

1 Principles used to determine the nature and amount of remuneration (audited)

The objective of the Company's executive reward framework is to ensure reward for performance is competitive and appropriate for the results delivered. The framework aligns executive reward with achievement of strategic objectives and the creation of value for shareholders, and conforms to market best practice for delivery of reward. The Board ensures that executive reward satisfies the following key criteria for good reward governance practices:

- a) competitiveness and reasonableness;
- b) acceptability to shareholders;
- c) performance linkage / alignment of executive compensation;
- d) transparency; and
- e) capital management.

The Company has structured an executive remuneration framework that is market competitive and complimentary to the reward strategy of the organisation.

Alignment to shareholders' interests:

- a) focuses on sustained growth in shareholder wealth; and
- b) attracts and retains high calibre executives.

Directors' report (continued)

30 June 2008

Alignment to program participants' interests:

- a) rewards capability and experience; and
- b) provides a clear structure for earning rewards.

Executive directors

Fees and payments to executive directors reflect the demands which are made on, and the responsibilities of, the directors. Executive directors' fees and payments are reviewed annually by the Board. The Board also ensures that executive directors' fees and payments are appropriate and in line with the market. Executive directors do not receive security based payments as part of their compensation package.

Retirement allowances and benefits for director

There are no retirement allowances or other benefits paid to directors.

Directors' fees

The amount of remuneration of the directors of Resource Generation Limited (formerly Comdek Limited) (as defined in AASB 124 [Related Party Disclosures]) is set out in the following table. During the financial year there were no executives other than the directors. There was no remuneration of any type, to the directors, other than as reported below for the provision of management services.

2 Details of Remuneration (audited)

2008	Fees paid to director or related entity	Superannuation	Security based payment	Total	% Security based payment
Name of director	\$	\$	\$	\$	
Executive directors					
Ian Hobson	15,000	–	–	15,000	–
Peter Pawlowitsch	65,000	–	368,319	433,319	85.00
Peter Christie	7,500	–	–	7,500	–
Scott Douglas	97,930	–	1,426,595	1,524,525	93.58
Edward Mead	95,000	–	–	95,000	–
Michael Hunt	–	34,335	425,374	459,709	92.53
Company Secretary					
Mark Clements	47,507	–	72,540	120,047	60.43
Totals	327,937	34,335	2,292,828	2,655,100	

The fees paid to Company Officer related entities were for the provision of services of the particular officer, to the Company, as follows:

- a) Churchill Services Pty Ltd, an entity associated with Ian Hobson, was paid \$15,000 for company secretarial services;
- b) Gyoen Pty Ltd trading as Gyoen Consulting, an entity associated with Peter Pawlowitsch, was paid \$65,000 for company director services;
- c) Eintouch Pty Ltd trading as Hawkins Christie Management Services, an entity associated with Peter Christie, was paid \$7,500 for company director services;
- d) Sample Group Pty Ltd, an entity associated with Scott Douglas, was paid \$61,960 for company director services;
- e) Satomi Pty Ltd, an entity associated with Scott Douglas, was paid \$35,970 for company director services;
- f) Dolerado Pty Ltd, an entity associated with Edward Mead, was paid \$95,000 for company director services; and
- g) Trident Management Services Pty Ltd, an entity associated with Mark Clements, was paid \$47,507 for company secretarial services.

2007	Fees paid to director or related entity \$	Fees Prior to becoming a Director \$	Superannuation \$	Security based payment \$	Total \$
Executive directors					
Ian Hobson	65,000	–	–	–	65,000
Peter Pawlowitsch	35,000	15,020	–	–	50,020
Peter Christie	17,500	–	–	–	17,500
Totals	117,500	15,020	–	–	132,520

The fees paid to director related entities were for the provision of services of the particular director, to the Company, as follows:

- a) Churchill Services Pty Ltd, an entity associated with Ian Hobson, was paid \$65,000 for company secretarial services; and
- b) Eintouch Pty Ltd trading as Hawkins Christie Management Services, an entity associated with Peter Christie, was paid \$17,500 for company director services.

3 Service Agreements (audited)

There are employment contracts with the executive directors, Paul Jury and Steve Matthews. As at the date of this report there are no key management personnel, other than the executive directors, engaged by the Company. The major provisions of the contracts are:

- three year term;
- three month notice by director;
- termination payments equivalent to six months' salary package;
- base salary to be reviewed annually;
- provision made for the awarding of bonuses at the Board's discretion; and
- provision made for the award of performance related options, subject to approval.

There are no service agreements with non-executive directors. Non-executive directors serve on a month to month basis and there are no termination payments payable.

4 Share-based Compensation

Options

Options are granted under the Long Term Incentive Plan for no consideration. Options vest over periods ranging from one to three years with both market and non-market based performance hurdles determined by the executive's role and responsibilities. Shareholder approval for the issue of options was obtained at General Meetings held on 28 November 2007, 10 March 2008 and 26 May 2008 respectively.

The terms and conditions of each grant of options affecting remuneration in the previous, this or future reporting periods are as follows:

Grant Date	Expiry Date	Exercise Price	Value per option at grant date	Date exercisable
7 December 2007	28 November 2012	\$0.025	\$0.073	No restriction
7 December 2007	28 November 2012	\$0.060	\$0.057	No restriction
17 March 2008	17 March 2013	\$0.050	\$0.088	No restriction
17 March 2008	17 March 2013	\$0.070	\$0.079	No restriction
17 March 2008	17 March 2013	\$0.010	\$0.068	No restriction
17 March 2008	17 March 2013	\$0.015	\$0.054	No restriction
28 May 2008	28 May 2013	\$0.155	\$0.076	No restriction
28 May 2008	28 May 2013	\$0.185	\$0.069	No restriction
28 May 2008	28 May 2013	\$0.205	\$0.064	No restriction

Directors' report (continued)

30 June 2008

The assessed fair value at grant date of options granted to individuals is allocated equally over the period from grant date to vesting date, and the amount is included in the remuneration tables above. Fair values at grant date are independently determined using a binomial pricing model that takes into account exercise price, the term of the option, the impact of dilution, the share price at grant date and expected price volatility of the underlying share, the expected dividend yield and the risk-free interest rate for the term of the option.

5 Additional Information (unaudited)

a) Shares Under Option

At 30 June 2008 there were 43,212,270 ordinary shares under option. For details of these options see Note 18, page 34.

b) Insurance of Officers

During the financial year the Company paid a premium of \$18,538 to insure the directors and officers of the Company. The liabilities insured are legal costs that may be incurred in defending civil or criminal proceedings that may be brought against the officers in their capacity as officers of the Company and any other payments arising from liabilities incurred by the officers in connection with such proceedings. This does not include such liabilities that arise from conduct involving a willful breach of duty by the officers or the improper use by the officers of their position or of information to gain advantage for them or someone else or to cause detriment to the Company. It is not possible to apportion the premium between amounts relating to the insurance against legal costs and those relating to other liabilities.

c) Agreement to Indemnify Officers

During the financial year, the Company entered into an agreement to provide access to Company records and to indemnify the directors and secretary of the Company. The indemnity relates to any liability:

- 1) as a result of being, or acting in their capacity as, an officer of the Company to the maximum extent permitted by law.
- 2) for legal costs incurred in successfully defending civil or criminal proceedings.

No liability has arisen under these indemnities as at the date of this report.

d) Proceedings on Behalf of the Company

No person has applied to the court under section 237 of the *Corporations Act 2001* for leave to bring proceedings on behalf of the Company, or to intervene in any proceedings to which the Company is a party, for the purpose of taking responsibility on behalf of the Company for all or part of those proceedings.

No proceedings have been brought or intervened in on behalf of the Company with leave of the court under section 237 of the *Corporations Act 2001*.

e) Auditors' Independence Declaration

A copy of the auditor's independence declaration as required under section 307C of the *Corporations Act 2001* is set out on page 13 of the annual report.

Signed in accordance with a resolution of the directors.

On behalf of the Directors



Paul Jury
Managing Director

Sydney
25 September 2008

Auditor's independence declaration



Resource Generation Limited (formerly Comdek Limited)

In accordance with section 307C of the Corporations Act 2001, I am pleased to provide the following declaration of independence to the directors of Resource Generation Limited (formerly Comdek Limited).

As lead audit partner for the audit of the financial statements of Resource Generation Limited (formerly Comdek Limited) for the year ended 30 June 2008, I declare that to the best of my knowledge and belief, there have been no contraventions of:

- i) the auditor independence requirements of the Corporations Act 2001 in relation to the audit; and
- ii) any applicable code of professional conduct in relation to the audit.

A handwritten signature in black ink that reads "Somes & Cooke".

Somes and Cooke

A handwritten signature in black ink that reads "K. C. Somes".

K. C. Somes

25 September 2008

1304 Hay Street
West Perth WA 6005

Corporate governance statement

30 June 2008

Resource Generation Limited (formerly Comdek Limited) (the "Company") and the Board are committed to achieving and demonstrating the highest standards of corporate governance. An extensive review of the Company's corporate governance framework was completed in May 2007 in light of the best practice recommendations released by the Australian Stock Exchange Corporate Governance Council in March 2003 and the reconstruction of the Company that was undertaken during the financial year ended 30 June 2007. The Board continues to review the framework and practices to ensure they meet the interests of shareholders. Where the Company has not adhered to the policies set out in its Board charter for corporate governance it has stated that fact in the annual report.

The directors are responsible to the shareholders for the performance of the Company in both the short and the longer term and seek to balance sometimes competing objectives in the best interests of the Company as a whole. Their focus is to enhance the interests of shareholders and other key stakeholders and to ensure the Company is properly managed.

Day to day management of the Company's affairs and the implementation of the corporate strategy and policy initiatives are undertaken by the Board. These are reviewed on an annual basis.

A description of the Company's main corporate governance practices are set out below. All these practices, unless otherwise stated, were put in place subsequent to the reconstruction of the Company.

The Board of Directors

The Board operates in accordance with the broad principles set out in its charter which is available from the Company's registered office. The charter details the Board's composition and responsibilities.

Board composition

At the date of signing the Directors' Report, the Board comprises two executive directors (the Managing Director and the Company Secretary) and two non-executive Directors.

The Board seeks to ensure that at any point in time, its membership represents an appropriate balance between directors with experience and knowledge of the Group and directors with an external or fresh perspective and that its size is conducive to effective discussion and efficient decision-making. An independent director must be independent of management and free of any business or other relationship that could materially interfere with, or reasonably be perceived to interfere with the exercise of their unfettered and independent judgement. Directors are required to make an annual declaration of other directorships and management positions and interests in any related corporation.

Responsibilities

The responsibilities of the Board include:

- i) providing strategic guidance to the Company including contributing to the development of and approving the corporate strategy;
- ii) reviewing and approving business plans and financial plans including available resources and major capital expenditure initiatives;
- iii) overseeing and monitoring organisational performance and the achievement of the Company's strategic goals and objectives;
- iv) compliance with the Company's code of conduct;
- v) progressing major capital works and other significant corporate projects including any acquisitions or divestments;
- vi) monitoring financial performance including approval of the annual and half-year financial reports and liaison with the Company's auditors;
- vii) appointment, performance assessment and, if necessary, removal of the directors;
- viii) ratifying the appointment and/or removal and contributing to the performance assessment for the members of the senior management team including the Chief Financial Officer and the Company Secretary;
- ix) ensuring there are effective management processes in place and approving major corporate initiatives;
- x) enhancing and protecting the reputation of the organisation; and
- xi) overseeing the operation of the Company's system for compliance and risk management reporting to shareholders.

Chairman and Chief Executive Officer (CEO)

The Chairman is responsible for leading the Board, ensuring directors are properly briefed in all matters relevant to their role and responsibilities, facilitating board discussion and managing the Board's relationship with the Company's senior executives.

The CEO is responsible for implementing Company strategy and policies.

Commitment

The number of meetings of the Company's Board of directors held during the year ended 30 June 2008, and the number of meetings attended by each director is disclosed in the directors report under the heading 'meetings of directors'.

Conflict of interests

There were no conflicts of interest during the reporting period. See Note 25, page 41.

Independent professional advice

Directors have the right, in connection with their duties and responsibilities, to seek independent professional advice at the Company's expense.

Performance assessment

The Board undertakes an annual self assessment of its collective performance, the performance of the Chairman and of its individual directors. The Company has not complied with its assessment policy for the financial year ended 30 June 2008 or as at the date of this report. Given that all current Directors have been appointed in the last calendar year this assessment will be undertaken during the next financial year.

Corporate reporting

The Board has made the following certifications as to the financial report for the reporting period ended 30 June 2008:

- i) that the Company's financial report is complete and presents a true and fair view, in all material respects, of the financial condition and operational results of the Company; and
- ii) that the above statement is founded on a sound system of risk management and internal compliance and control which implements the policies adopted by the Board or where those policies are not adhered to that fact is stated in the annual report and that the Company's risk management and internal compliance and control is operating efficiently and effectively in all material respects.

Board committees

The Board's charter calls for the establishment of committees to assist in the execution of its duties and to allow detailed consideration of complex issues. As at the date of this report no committees have been established as the structure of the Board, the size of the Company and the scale of its activities allows all directors to participate fully in all decision making. When the circumstances require it the following committees will be instituted: audit committee, nomination committee, risk management committee and remuneration committee. Each committee has a charter that has been approved by the Board that will set the standards for the operation of the committees once established.

External auditors

The Company policy is to appoint external auditors who clearly demonstrate quality and independence. The performance of the external auditor is reviewed annually and applications for tender of external audit services are requested as deemed appropriate, taking into consideration assessment of performance, existing value and tender costs. Somes & Cooke are the external auditors of the Company.

An analysis of fees paid to the external auditors, including a break-down of fees for non-audit services, is provided in the directors' report and in the notes to the financial statements at Note 23. It is the policy of the external auditors to provide an annual declaration of their independence to the Company.

The external auditor is requested to attend the annual general meeting and be available to answer shareholder questions about the conduct of the audit and the preparation and content of the audit report.

Risk Assessment and Management

The Board is responsible for ensuring there are adequate policies in relation to risk management, compliance and internal control systems. In summary, the Company policies are designed to ensure strategic, operational, legal, reputation and financial risks are identified, assessed, effectively and efficiently managed and monitored to enable achievement of the Company's business objectives.

Considerable importance is placed on maintaining a strong control environment. There is an organisation structure with clearly drawn lines of accountability and delegation of authority. Adherence to the code of conduct is required at all times and the Board actively promotes a culture of quality and integrity.

The Company risk management policy and the operation of the risk management and compliance system are managed by the Board which consists of the directors and chairman. Control procedures cover management accounting, financial reporting, project appraisal, compliance and other risk management issues.

Corporate governance statement (continued)

30 June 2008

Code of Conduct

The Company has developed a statement of values and a code of conduct which has been fully endorsed by the Board and applies to all directors and any employees if and when they are engaged. The code is regularly reviewed and updated as necessary to ensure it reflects the highest standards of behaviour and professionalism and the practices necessary to maintain confidence in the Company's integrity.

In summary, the code requires that at all times all company personnel act with the utmost integrity, objectivity and in compliance with the letter and the spirit of the law and company policies.

The directors are satisfied that the Company has complied with its policies on ethical standards, including trading in securities.

A copy of the code and the trading policy are included in the Board charter and are available at the Company's registered office.

Continuous disclosure and shareholder communication

The Company has written policies and procedures on information disclosure that focus on continuous disclosure of any information concerning the Company that a reasonable person would expect to have a material effect on the price of the Company's securities. These policies and procedures also include the arrangements the Company has in place to promote communication with shareholders and encourage effective participation at general meetings. A summary of these policies and procedures is included in the Board charter and is available at the Company's registered office.

The Company Secretary has been nominated as the person responsible for communications with the Australian Stock Exchange (ASX). This role includes responsibility for ensuring compliance with the continuous disclosure requirements in the ASX Listing Rules and overseeing and co-ordinating information disclosure to the ASX, analysts, brokers, shareholders, the media and the public.

Income statement

For the year ended 30 June 2008

	Note Ref	Consolidated		Parent Entity	
		30 June 08 \$	30 June 07 \$	30 June 08 \$	30 June 07 \$
Revenue from operations	5	321,841	311,086	110,286	32,488
Raw materials & consumables		(134,573)	(100,776)	–	–
Administration expenses	7	(9,257)	(13,669)	(8,398)	(11,760)
Depreciation and amortisation expenses	7	(31,362)	(70,699)	(8,569)	(337)
Legal fees	7	(122,943)	(105,468)	(121,965)	(97,223)
Occupancy costs	7	(75,114)	(36,121)	(45,352)	(11,839)
Salaries and employee benefits expense	7	(2,846,171)	(24,450)	(2,761,398)	–
General other expenses	7	(521,192)	(334,903)	(484,698)	(283,460)
Loans and investments written down	7	(7,569,804)	–	(7,622,884)	(2,372,966)
Loss before income tax expense	8	(10,988,575)	(375,000)	(10,942,978)	(2,745,097)
Income tax expense		–	–	–	–
Loss from continuing operations		(10,988,575)	(375,000)	(10,942,978)	(2,745,097)
Loss from discontinued operations (DOCA)	6	–	(750,000)	–	(750,000)
Loss for the year		(10,988,575)	(1,125,000)	(10,942,978)	(3,495,097)
Net profit/(loss) attributable to members of the parent entity		(10,988,575)	(1,125,000)	(10,942,978)	(3,495,097)
Basic earnings per share (cents per share)	30	(2.66)	(0.55)		
Diluted earnings per share (cents per share)	30	(2.66)	(0.55)		

The above income statements should be read in conjunction with the accompanying notes.

Balance sheet

As at 30 June 2008

	Note Ref	Consolidated		Parent Entity	
		30 June 08 \$	30 June 07 \$	30 June 08 \$	30 June 07 \$
Current assets					
Cash and cash equivalents	9	1,401,589	986,280	1,388,122	954,229
Receivables	10	100,351	102,582	83,467	37,137
Deposits and prepayments	11	20,340	11,862	17,863	9,292
Stock	12	9,407	3,415	–	–
Total current assets		1,531,687	1,104,139	1,489,452	1,000,658
Non-current assets					
Property, plant & equipment	13	84,623	56,107	84,623	2,760
Mineral tenements and exploration	14	45,025,680	–	22,988	–
Investment in subsidiaries	15	–	–	45,005,020	83,580
Deposits & prepayments	11	–	1,200	–	–
Total non-current assets		45,110,303	57,307	45,112,631	86,340
Total assets		46,641,990	1,161,446	46,602,083	1,086,998
Current liabilities					
Trade and other payables	16	237,189	21,640	225,456	11,000
Interest bearing liabilities	17	–	18,211	–	–
Total current liabilities		237,189	39,851	225,456	11,000
Total liabilities		237,189	39,851	225,456	11,000
Net assets		46,401,801	1,121,595	46,376,627	1,075,998
Equity					
Contributed equity	18	10,408,029	1,183,084	10,408,029	1,183,084
Future equity liability	18	35,904,804	–	35,904,804	–
Reserves	19	11,113,858	–	11,113,858	–
Accumulated losses	19	(11,050,064)	(61,489)	(11,050,064)	(107,086)
Total parent equity		46,376,627	1,121,595	46,376,627	1,075,998
Minority interest	18	28,174	–	–	–
Total equity		46,404,801	1,121,595	46,376,627	1,075,998

The above balance sheets should be read in conjunction with the accompanying notes.

Statement of changes in equity

For the year ended 30 June 2008

Consolidated	Issued Capital \$	Future Equity Liability \$	Accumulated Losses \$	Reserves \$	Minority Interest \$	Total Equity \$
Balance at 30 June 2007	1,183,084	–	(61,489)	–	–	1,121,595
Share issue costs	(68,695)	–	–	–	–	(68,695)
Loss for period	–	–	(10,988,575)	–	–	(10,988,575)
Issued during year	1,249,050	–	–	–	–	1,249,050
Options converted to shares	502,286	–	–	–	–	502,286
Share premium reserve	–	–	–	2,970,232	–	2,970,232
Options exercised	677,404	–	–	(677,404)	–	–
Uranex acquisition	6,864,900	–	–	–	–	6,864,900
Isicebi acquisition	–	35,904,804	–	8,821,030	–	44,725,834
Minority interest	–	–	–	–	28,174	28,174
Balance at 30 June 2008	10,408,029	35,904,804	(11,050,064)	11,113,858	28,174	46,404,801
Parent						
Balance at 30 June 2007	1,183,084	–	(107,086)	–	–	1,075,998
Share issue costs	(68,695)	–	–	–	–	(68,695)
Loss for period	–	–	(10,942,978)	–	–	(10,942,978)
Issued during year	1,249,050	–	–	–	–	1,249,050
Options converted to shares	502,286	–	–	–	–	502,286
Share premium reserve	–	–	–	2,970,232	–	2,970,232
Options exercised	677,404	–	–	(677,404)	–	–
Uranex acquisition	6,864,900	–	–	–	–	6,864,900
Isecibi acquisition	–	35,904,804	–	8,821,030	–	44,725,834
Minority interest	–	–	–	–	–	–
Balance at 30 June 2008	10,408,029	35,904,804	(11,050,064)	11,113,858	–	46,376,627

The above statement of changes in equity should be read in conjunction with the accompanying notes.

Statement of changes in equity (continued)

For the year ended 30 June 2008

Consolidated	Issued Capital \$	Accumulated Losses \$	Total Equity \$
Balance at 30 June 2006	7,553,031	(7,480,977)	72,044
Share issue costs	(96,076)	–	(96,076)
Loss for period	–	(1,125,000)	(1,125,000)
Reduction in capital	(8,544,498)	8,544,498	–
Issued during year	2,120,036	–	2,120,036
Options converted to shares	150,591	–	150,591
Balance at 30 June 2007	1,183,084	61,489	1,121,595
Parent			
Balance at 30 June 2006	7,553,031	(5,156,487)	2,396,544
Share issue costs	(96,076)	–	(96,076)
Loss for period	–	(3,495,097)	(3,495,097)
Reduction in capital	(8,544,498)	8,544,498	–
Issued during year	2,120,036	–	2,120,036
Options converted to shares	150,591	–	150,591
Share premium reserve	–	–	–
Balance at 30 June 2007	1,183,084	(1,070,806)	1,075,998

The above statement of changes in equity should be read in conjunction with the accompanying notes.

Cash flow statement

For the year ended 30 June 2008

	Note Ref	Consolidated		Parent Entity	
		30 June 08 \$	30 June 07 \$	30 June 08 \$	30 June 07 \$
Cash flows from operating activities					
Receipts from customers (inc. of GST)		276,461	355,425	13,205	782
Payments to suppliers and employees (inc. of GST)		(1,300,236)	(801,831)	(970,546)	(432,537)
Payment to settle deed of company arrangement		–	(750,000)	–	(750,000)
Interest received		94,257	31,706	94,257	31,706
Interest Paid		–	(3,242)	–	–
Net cash outflow from operating activities	29	(929,518)	(1,167,942)	(863,084)	(1,150,049)
Cash flows from investing activities					
Payments for physical non-current assets		(89,901)	–	(89,901)	–
Payment for mineral tenements and exploration		(295,763)	–	(295,763)	–
Payment to controlled entities		–	–	–	(60,000)
Proceeds from sale of physical non-current assets		47,850	31,994	–	–
Net cash inflow from investing activities		(337,814)	31,994	(385,664)	(60,000)
Cash flows from financing activities					
Proceeds from issue of share capital		1,751,335	2,270,627	1,751,336	2,270,627
Proceeds from borrowings		–	10,000	–	–
Repayment of borrowings		–	(69,160)	–	–
Payment of share issue costs		(68,694)	(106,347)	(68,695)	(106,348)
Net cash inflow from financing activities		1,682,641	2,105,120	1,682,641	2,164,279
Net increase in cash and cash equivalents		415,309	969,172	433,893	954,231
Cash and cash equivalents at beginning of the year		986,280	17,109	954,229	–
Cash and cash equivalents at end of the financial year		1,401,589	986,281	1,388,122	954,231

The above cash flow statement should be read in conjunction with the accompanying notes.

Notes to the financial statements

For the year ended 30 June 2008

1 Summary of significant accounting policies

The principal accounting policies adopted in the preparation of the financial report are set out below. These policies have been consistently applied to the year presented, unless otherwise stated. The financial report includes separate financial statements for Resource Generation Limited (formerly Comdek Limited) as an individual entity and the consolidated entity consisting of Resource Generation Limited (formerly Comdek Limited) and its subsidiaries.

Basis of preparation

This general purpose financial report has been prepared in accordance with Australian Accounting Standards Board, other authoritative pronouncements of the Urgent Issues Group Interpretations and the *Corporations Act 2001*.

It is recommended that this financial report be read in conjunction with any public announcements made by Resource Generation Limited (formerly Comdek Limited) during the year in accordance with continuous disclosure requirements arising under the *Corporations Act 2001*.

Compliance with IFRS

Australian Accounting Standards include Australian equivalents to AIFRS. Compliance with AIFRS ensures that the financial statements and notes of Resource Generation Limited (formerly Comdek Limited) comply with International Financial Reporting Standards (IFRS).

Historical cost convention

These financial statements have been prepared under the historical cost convention.

Critical accounting estimates

The preparation of financial statements in conformity with AIFRS requires the use of certain critical accounting estimates. It also requires management to exercise its judgement in the process of applying the Company's accounting policies. Where these are areas involving a higher degree of judgement or complexity, or areas where assumptions and estimates are significant to the financial statements, these are disclosed in Note 3.

Accounting Policies

a) Revenue

Revenue is measured at the fair value of the consideration received or receivable. Interest revenue is recognised on a time proportional basis using the effective interest method.

b) Income tax

The income tax expense or revenue for the period is the tax payable on the current period's taxable income based on the national income tax rate adjusted by changes in deferred tax assets and liabilities attributable to temporary differences between the tax bases of assets and liabilities and their carrying amounts in the financial statements, and to unused losses.

Deferred tax is accounted for using the balance sheet liability method in respect of temporary differences arising between the tax bases of assets and liabilities and their carrying amounts in the financial statements. No deferred income tax will be recognised from the initial recognition of an asset or liability, excluding a business combination, where there is no effect on accounting or taxable profit or loss.

Deferred tax is calculated at the tax rates that are expected to apply to the period when the asset is realised or liability is settled. Deferred tax is credited in the income statement except where it relates to items that may be credited directly to equity, in which case the deferred tax is adjusted directly against equity.

Deferred income tax assets are recognised for deductible temporary differences and unused tax losses only if it is probable that future taxable amounts will be available to utilise those temporary differences and tax losses.

The amount of benefits brought to account or which may be realised in the future is based on the assumption that no adverse change will occur in income taxation legislation and the anticipation that the entity will derive sufficient future assessable income to enable the benefit to be realised and comply with the conditions of deductibility imposed by the law. The carrying amount of deferred tax assets is reviewed at each balance date and only recognised to the extent that sufficient future assessable income is expected to be obtained.

c) Cash and cash equivalents

Cash and cash equivalents includes cash on hand, deposits held at call with banks, other short-term highly liquid investments with original maturities of three months or less, and bank overdrafts.

d) Receivables

All trade debtors are recognised at the amounts receivable, as they are due for settlement no more than 30 days from the date of recognition, and no than days for other debtors.

Collectability of trade debtors is reviewed on an ongoing basis. Debts, which are known to be uncollectable, are written off.

Other receivables are recognised at fair value and subsequently measured at amortised cost, less provision for doubtful debts.

e) Impairment of non-financial assets (other than goodwill)

Non-financial assets other than goodwill are reviewed for impairment whenever events or changes in circumstances indicate that the carrying amount may not be recoverable.

The consolidated entity assesses at each reporting date whether any objective indications of impairment are present. Where such an indicator exists, a formal assessment of recoverable amount is then made and where this is in excess of carrying amount, the asset is written down to its recoverable amount.

Recoverable amount is the greater of fair value less costs to sell and value in use. Value in use is the present value of the future cash flows expected to be derived from the asset or cash generating unit. In estimating value in use, a pre-tax discount rate is used which reflects the current market assessments of the time value of money and the risks specific to the asset. Any resulting impairment loss is recognised immediately in the income statement.

Where an impairment loss subsequently reverses, the carrying amount of the asset (cash-generating unit) is increased to the revised estimate of its recoverable amount, but only to the extent that the increased carrying amount does not exceed the carrying amount that would have been determined had no impairment loss been recognised for the asset (cash-generating unit) in prior years. A reversal of an impairment loss is recognised in profit or loss immediately.

f) Trade and other payables

These amounts represent liabilities for goods and services provided to the Company prior to the end of the financial period which are unpaid. The amounts are unsecured and usually paid within 30 days of recognition.

g) Provisions

Provisions are recognised when the group has a legal or constructive obligation, as a result of past events, for which it is probable that an outflow of economic benefits will result and that outflow can be reliably measured.

h) Option premium reserve

The fair value at grant date is determined using a pricing model that factors in the share price at grant date, the expected price volatility of the underlying share, and the risk free rate for the assumed term of the option.

i) Contributed equity

Ordinary shares are classified as equity. Incremental costs directly attributable to the issue of new shares or options are shown in equity as a deduction from the proceeds.

j) Exploration and development assets and mining tenements

Exploration, evaluation and development costs are accumulated in respect of each separate area of interest. Exploration and evaluation costs are expensed as incurred and only carried forward where there is certainty that the right of tenure of the area of interest is current and they are expected to be recouped through sale or successful development and exploitation of the area of interest.

Development costs related to an area of interest are carried forward to the extent that they are expected to be recouped either through sale or successful exploitation of the area of interest.

When an area of interest is abandoned or the directors decide that it is not commercial, any accumulated costs in respect of that area are written off in the financial year the decision is made. Each area of interest is also reviewed at the end of each accounting year and accumulated costs written off to the extent that they will not be recoverable in the future.

Mining tenements are recognised at cost less impairment losses. Refer to Note 1(e) for the consolidated entity's accounting policy on impairment of mining tenements.

Notes to the financial statements (continued)

For the year ended 30 June 2008

1 Summary of significant accounting policies (continued)

k) Earnings per share

Basic earnings per share ("EPS") is calculated by dividing the result attributable to equity holders of the Company by the weighted number of shares outstanding during the year.

Diluted EPS adjusts the figures used in the calculation of basic EPS to take into account the after income tax effect of interest and other financing costs associated with dilutive potential ordinary shares and the weighted average number of shares assumed or known to have been issued in relation to dilutive potential ordinary shares.

l) Goods and services tax (GST)

Revenues, expenses and assets are recognised net of the amount of GST, except where the amount of GST incurred is not recoverable from the Australian Tax Office. In these circumstances the GST is recognised as part of the cost of acquisition of the asset or as part of an item of the expense. Receivables and payables in the balance sheet are shown inclusive of GST.

Cash flows are presented in the cash flow statement on a gross basis, except for the GST component of investing and financing activities, which are disclosed as operating cash flows.

m) Dividends

Provision is made for the amount of any dividend declared, being appropriately authorised and no longer at the discretion of the entity, on or before the end of the financial year but not distributed at balance date.

n) Segment reporting

A business segment is a group of assets and operations engaged in providing products or services that are subject to risks and returns that are different to those of other business segments. A geographical segment is engaged in providing products or services within a particular economic environment and is subject to risks and returns that are different from those of segments operating in other economic environments.

o) Principles of consolidation

Subsidiaries

The consolidated financial statements incorporate the assets and liabilities of all subsidiaries of Resource Generation Limited (formerly Comdek Limited) as at 30 June 2008 and the results of all subsidiaries for the year then ended.

Subsidiaries are those entities over which the Group has the power to govern the financial and operating policies, generally accompanying a shareholding of more than one-half of the voting rights. Subsidiaries are fully consolidated from the date on which control is transferred to the Group. Consolidation ceases from the date that control ceases. The purchase method of accounting is used to account for the acquisition of subsidiaries by the Group.

Joint Venture

The proportionate interest in the assets, liabilities and expenses of the Uranex SA joint venture have been incorporated in the financial statements under the appropriate headings.

Minority interests

Minority interest, being that portion of the profit or loss and net assets of subsidiaries attributable to equity interest held by persons outside the group, are shown separately within the Equity section of the consolidated Balance Sheet and in the consolidated Income Statement.

p) Investment in subsidiaries

Subsidiaries are recognised at cost less impairment losses. Refer to Note 1(e) for the consolidated entity's accounting policy on impairment of subsidiaries.

q) Business combinations

Acquisitions of subsidiaries and businesses are accounted for using the purchase method. The cost of the business combination is measured as the aggregate of the fair values (at the date of exchange) of assets given, liabilities incurred or assumed, and equity instruments issued by the consolidated entity in exchange for control of the acquiree, plus any costs directly attributable to the business combination. The acquiree's identifiable assets, liabilities and contingent liabilities that meet the conditions for recognition under AASB 3 'Business Combinations' are recognised at their fair values at the acquisition date, except for non-current assets (or disposal groups) that are classified as held for sale in accordance with AASB 5 'Non-current Assets Held for Sale and Discontinued Operations', which are recognised and measured at fair value less costs to sell.

Goodwill arising on acquisition is recognised as an asset and initially measured at cost, being the excess of the cost of the business combination over the consolidated entity's interest in the net fair value of the identifiable assets, liabilities and contingent liabilities recognised. If, after reassessment, the consolidated entity's interest in the net fair value of the acquiree's identifiable assets liabilities and contingent liabilities exceeds the cost of the business combination, the excess is recognised immediately in profit or loss.

The interest of minority shareholders in the acquiree is initially measured at the minority's proportion of the net fair value of the assets, liabilities and contingent liabilities recognised.

r) Goodwill

Goodwill acquired in a business combination is initially measured at its cost, being the excess of the cost of the business combination over the acquirer's interest in the net fair value of the identifiable assets, liabilities and contingent liabilities recognised. Goodwill is subsequently measured at cost less any impairment losses.

For the purpose of impairment testing, goodwill is allocated to each of the consolidated entity's cash-generating units (CGUs) or groups of CGUs, expected to benefit from the synergies of the business combination. CGUs (or groups of CGUs) to which goodwill has been allocated are tested for impairment annually, or more frequently if events or changes in circumstances indicate that goodwill might be impaired.

s) Foreign currency translation

The consolidated financial statements are presented in Australian dollars, which is Resource Generation Limited (formerly Comdek Limited)'s functional and presentation currency.

Foreign currency transactions are translated into the functional currency using the exchange rates prevailing at the dates of the transactions, with any resulting foreign exchange gain or loss recognised in the income statement.

t) Inventories

Inventories are valued at the lower of cost and realisable value.

u) Property, plant and equipment

Property, plant and equipment is shown at historic cost less depreciation. Historical cost includes expenditure that is directly attributable to the acquisition of the items. Cost may also include transfers from equity of any gains/losses on qualifying cash flow hedges of foreign currency purchases of property, plant and equipment and borrowing costs capitalised during the construction of a qualifying asset.

v) Employee benefits

i) Wages and salaries, annual leave and sick leave

Liabilities for wages and salaries, including non-monetary benefits, annual leave and accumulating sick leave expected to be settled within 12 months of the reporting date are recognised in other creditors in respect of employee's services up to the reporting date and are measured at the amounts expected to be paid when the liabilities are settled.

ii) Superannuation funds

Contributions to superannuation funds by the consolidated entity are expensed in the year they are paid or become payable.

iii) Share-based payments

Share-based compensation benefits are provided to employees via the Resource Generation Limited (formerly Comdek Limited) Employee Share Option Plan.

The fair value of options granted under the Resource Generation Limited (formerly Comdek Limited) Employee Share Option Plan is recognised as an employee benefit expense with a corresponding increase in equity.

The fair value is measured at grant date and recognised over the period during which the employees become unconditionally entitled to the options. The fair value at grant date is independently determined using a bi-nominal option pricing model that takes into account the exercise price, the term of the option, the vesting and performance criteria, the impact of dilution, the non-tradeable nature of the option, the share price at grant date and expected price volatility of the underlying share, the expected dividend yield and the risk free interest rate for the term of the option.

w) Fair value estimation

The fair value of financial assets and financial liabilities must be estimated for recognition and measurement or for disclosure purposes. The fair value of options is determined using the Black & Scholes binomial model.

Notes to the financial statements (continued)

For the year ended 30 June 2008

1 Summary of significant accounting policies (continued)

x) Leases

A distinction is made between finance leases which effectively transfer from the lessor to the lessee substantially all the risks and benefits incidental to ownership of leased non-current assets, and operating leases under which the lessor effectively retains substantially all such risks and benefits.

Finance leases are capitalised. A leased asset and liability are established at the lower of the present value of the minimum lease payments and the fair value of the leased asset. The corresponding rental obligations, net of finance charges are included in other long term payables. Lease payments are allocated between the principal component of the lease liability and the finance charges so as to achieve a constant rate on the finance balance outstanding. The interest element of the finance cost is charged to the income statement over the lease period so as to produce a constant periodic rate of interest on the remaining balance of the liability for each period.

Payments made under operating leases (net of any incentives received from the lessor) are charged to the income statement on a straight-line basis over the period of the lease.

y) Financial instruments

Financial instruments, incorporating financial assets and financial liabilities are recognised when the entity becomes a party to the contractual provisions of the instrument.

Financial instruments are initially measured at fair value plus transactions costs where the instrument is not classified as at fair value through profit or loss. Transaction costs related to instruments classified as at fair value through profit or loss are expensed to profit or loss immediately. Financial instruments are classified and measured as set out below.

Derecognition

Financial assets are derecognised where the contractual rights to receipt of cash flows expires or the asset is transferred to another party whereby the entity no longer has any significant continuing involvement in the risks and benefits associated with the asset. Financial liabilities are derecognised where the related obligations are either discharged, cancelled or expire. The difference between the carrying value of the financial liability extinguished or transferred to another party and the fair value of consideration paid, including the transfer of non-cash assets or liabilities assumed, is recognised in profit or loss.

Classification and Subsequent Measurement

i) *Financial assets at fair value through profit or loss*

Financial assets are classified at fair value through profit or loss when they are held for trading for the purpose of short term profit taking, where they are derivatives not held for hedging purposes, or designated as such to avoid an accounting mismatch or to enable performance evaluation where a group of financial assets is managed by key management personnel on a fair value basis in accordance with a documented risk management or investment strategy. Realised and unrealised gains and losses arising from changes in fair value are included in profit and loss in the period in which they arise.

ii) *Loans and receivables*

Loans and receivables are non-derivative financial assets with fixed or determinable payments that are not quoted in an active market and are subsequently measured at amortised cost using the effective interest rate method.

iii) *Held-to-maturity Investments*

Held-to-maturity investments are non-derivative financial assets that have fixed maturities and fixed or determinable payments, and it is the group's intention to hold these investments to maturity. They are subsequently measured at amortised cost using the effective interest rate method.

iv) *Available-for-sale financial assets*

Available-for-sale financial assets are non-derivative financial assets that are either designated as such or that are not classified in any of the other categories. They comprise investments in the equity of other entities where there is neither a fixed maturity nor fixed or determinable payments.

vi) *Financial Liabilities*

Non-derivative financial liabilities (excluding financial guarantees) are subsequently measured at amortised cost using the effective interest rate method.

z) Comparative figures

When required by Accounting Standards, comparative figures have been adjusted to conform to changes in presentation for the current financial year.

2 Financial risk management

The Company's activities expose it to a variety of financial risks: market risk (including fair value interest rate risk and price risk), credit risk, liquidity risk and cash flow interest rate risk. The Company's overall risk management program focuses on the unpredictability of financial markets and seeks to minimise potential adverse effects on the financial performance of the Company.

Risk management is carried out by the board of directors under policies approved by the board. The board identifies and evaluates financial risks and provides written principles for overall risk management.

a) Market risk

The Company is not exposed to equity securities price risk as it holds no investments in securities classified on the balance sheet either as available-for-sale or at fair value through profit or loss. The Company is not exposed to commodity price risk.

b) Credit risk

The Company has no significant concentrations of credit risk.

c) Liquidity risk

Prudent liquidity risk management implies maintaining sufficient cash to meet commitments as and when they fall due.

d) Cash flow and fair value interest rate risk

As the Company has no significant interest-bearing assets, the Company's income and operating cash flows are not materially exposed to changes in market interest rates.

3 Critical accounting estimates and judgements

Estimates and judgements are continually evaluated and are based on historical experience and other factors, including expectations of future events that may have a financial impact on the entity and that are believed to be reasonable under the circumstances. No critical accounting estimates and / or assumptions have been made during the preparation of the financial report.

4 Segment information

Business Segment

The consolidated entity is organised into the following divisions by product and service type:

Telecommunications Industry

Provision of telephony and internet via satellite to remote areas.

Mineral Tenements and Exploration

Prospective uranium tenements in Cameroon and mineral tenements in the Waterberg Coal Joint Venture.

Geographical Segment

The Company is domiciled in Australia and the telecommunications industry operates solely within Australia and the exploration activities are undertaken in Africa.

Notes to the financial statements (continued)

For the year ended 30 June 2008

4 Segment Information (continued)

2008	Satellite Communications \$	Mineral Tenements and Exploration \$	Unallocated \$	Total Continuing Operations \$
Segment and consolidated revenue	211,555	–	15,713	227,268
Interest income	–	–	94,573	94,573
Segment result	(98,677)	(7,569,804)	(3,320,094)	(10,988,575)
Profit before Income tax	–	(7,569,804)	(3,320,094)	(10,988,575)
Income tax expense	–	–	–	–
Loss for the year	(98,677)	(7,569,804)	(3,320,094)	(10,988,575)
Segment assets and liabilities				
Segment assets	41,970	45,025,680	1,574,340	46,641,990
Segment liabilities	41,970	–	195,219	237,189
Other segment information				
Acquisitions of plant and equipment and other non-current segment assets	–	45,025,680	28,516	45,054,196
Depreciation expense	(22,793)	–	(8,569)	(31,362)
Impairment of plant and equipment	–	–	–	–
Impairment of goodwill	–	–	–	–
Cash flow information				
Net cash outflow from operating activities	(66,429)	(22,987)	(840,102)	(929,518)
Net cash outflows used in investing activities	47,850	(295,763)	(89,901)	(337,814)
Net cash inflow from financing activities	–	–	1,682,641	1,682,641

2007	Satellite Communications \$	Mineral Tenements and Exploration \$	Unallocated \$	Total Continuing Operations \$
Segment and consolidated revenue	278,598	–	–	278,598
Interest income	–	–	32,488	32,488
Segment result	(867)	–	(374,133)	(375,000)
Profit before Income tax	–	–	–	(375,000)
Income tax expense	–	–	–	–
Loss for the year	(867)	–	(374,133)	(375,000)
Segment assets and liabilities				
Segment assets	74,448	–	1,086,998	1,161,446
Segment liabilities	28,851	–	11,000	39,851
Other segment information				
Acquisitions of plant and equipment and other non-current segment assets	4694	–	3097	7791
Depreciation expense	70,362	–	337	70,699
Impairment of plant and equipment	–	–	–	–
Impairment of goodwill	–	–	–	–
Cash flow information				
Net cash outflow from operating activities	(17,893)	–	(1,150,049)	(1,167,942)
Net cash outflows used in investing activities	91,994	–	(60,000)	31,994
Net cash inflow from financing activities	(59,159)	–	2,164,279	2,105,120

5 Revenue

	Consolidated		Parent Entity	
	2008 \$	2007 \$	2008 \$	2007 \$
Other Revenue				
Revenue from operating activities	227,268	278,598	15,713	–
Interest earned	94,573	32,488	94,573	32,488
	321,841	311,086	110,286	32,488

6 Discontinued operations

Payment under deed of company arrangement	–	750,000	–	750,000
Net loss on defeasance of liabilities pursuant to a deed of company arrangement	–	750,000	–	750,000

There were no discontinued operations during the current year.

Notes to the financial statements (continued)

For the year ended 30 June 2008

7a Expenses

	Consolidated		Parent Entity	
	2008 \$	2007 \$	2008 \$	2007 \$
Legal fees	122,943	105,468	121,965	97,223
Advertising	27,681	4,000	19,469	–
Accounting	36,598	36,725	34,063	36,725
Compliance fees	104,314	52,154	104,314	52,154
Consultant fees	107,901	132,047	104,269	104,172
Directors & company secretary fees	2,655,100	87,500	2,655,100	87,500
Depreciation	31,362	70,699	8,569	337
Loss on sale of assets	15,121	–	15,121	–
Insurance	20,781	8,970	17,931	8,100
Printing & stationery	9,257	1,614	8,398	117
Occupancy costs	75,114	36,121	45,352	11,839
Staff and employee benefits	191,071	24,450	106,298	–
Travel & accommodation	111,923	1,708	107,134	72
Other	111,993	23,854	97,518	6,380
Total Expenses	3,621,159	585,310	3,445,501	404,619

7b Write-down of loans

Impairment of assets

Write-down of intercompany loan Fusion / Resource Generation Limited (formerly Comdek Limited)	–	–	(53,080)	(2,372,966)
Impairment of Investments in Uranex	–	–	(7,569,804)	–
Exploration expenditure written off – Uranex	(7,569,804)	–	–	–
	(7,569,804)	–	(7,622,884)	(2,372,966)

8 Income tax expense

a) Income tax expense				
Current tax	–	–	–	–
Deferred tax	–	–	–	–
Under (over) provided in prior years	–	–	–	–
	–	–	–	–
Income tax expense is attributable to:				
Loss from continuing operations	–	–	–	–
Aggregate income tax expense	–	–	–	–
Deferred income tax (revenue) expense included in income tax expense comprises:	–	–	–	–
Decrease (increase) in deferred tax assets	–	–	–	–
(Decrease) increase in deferred tax liabilities	–	–	–	–
	–	–	–	–

	Consolidated		Parent Entity	
	2008 \$	2007 \$	2008 \$	2007 \$
b) Numerical reconciliation of income tax expense to prima facie tax payable				
Loss from continuing operations before income tax expense	(10,988,575)	(375,000)	(10,942,978)	(2,745,097)
Loss from discontinued operations before income tax expense	–	(750,000)	–	(750,000)
	(10,988,575)	(1,125,000)	(10,942,978)	(3,495,097)
Tax at the Australian tax rate of 30%	(3,296,573)	(337,500)	(3,282,893)	(1,048,529)
Tax effect of amounts which are not deductible (taxable) in calculating taxable income:				
Loss pursuant to a deed of company arrangement	–	225,000	–	225,000
Tax losses not recognised	3,296,573	112,500	3,282,893	823,529
Income tax expense	–	–	–	–
c) Tax losses				
Unused tax losses for which no deferred tax asset has been recognised	15,897,279	4,908,704	15,851,682	4,908,704
Potential tax benefit at 30%	4,769,184	1,472,611	4,755,505	1,472,611

All unused tax losses were incurred by Australian entities.

9 Current assets – cash and cash equivalents

Cash at bank and in hand	1,401,589	986,280	1,388,122	954,229
	1,401,589	986,280	1,388,122	954,229

These accounts for cash at bank are interest bearing with a floating interest rate of 6.1% except for the cash in the cheque accounts which are non-interest bearing.

10 Current assets – trade and other receivables

Trade debtors	20,801	62,167	4,180	–
GST refund	79,550	40,415	79,287	37,137
	100,351	102,582	83,467	37,137

11 Deposits and prepayments

Current	20,340	11,862	17,863	9,292
Non-current	–	1,200	–	–

12 Current assets – stock

Stock	9,407	3,415	–	–
-------	-------	-------	---	---

Notes to the financial statements (continued)

For the year ended 30 June 2008

13 Non-current assets – property, plant & equipment

	Consolidated		Parent Entity	
	2008 \$	2007 \$	2008 \$	2007 \$
Plant & equipment (at cost)	93,529	771,740	93,529	3,097
Accumulated depreciation	(8,906)	(715,633)	(8,906)	(337)
	84,623	56,107	84,623	2,760
Opening net book value	56,107	150,962	2,760	–
Additions	94,398	4,694	90,432	3,097
Disposals	(34,520)	(28,850)	–	–
Depreciation/amortisation	(31,362)	(70,699)	(8,569)	(377)
Closing net book value	84,623	56,107	84,623	2,760

14 Mining tenements and exploration

Mining tenements – Uranex SA	7,733,659	–	22,988	–
Impairment	(7,569,804)	–	–	–
Mining Tenements on Acquisition of 100% of Isecibi Carbon Mining (Pty) Ltd	44,861,825	–	–	–
Carrying value at year end	45,025,680	–	22,988	–

15 Non-current assets – investments in subsidiaries

Isecibi Carbon Mining (Pty) Ltd	–	–	44,861,825	83,830
Uranex SA	–	–	112,965	–
Fusion Communications Services Pty Ltd	–	–	30,500	–
	–	–	45,005,020	83,830

Investments in associates are accounted for in the consolidated financial statements using the equity method of accounting and are carried at cost by the parent entity.

16 Current liabilities – trade and other payables

Trade creditors	78,365	4,286	74,052	–
Other payables – accrued expenditure	158,824	17,354	151,405	11,000
	237,189	21,640	225,456	11,000

17 Current liabilities – secured interest bearing

Lease Liability	–	18,211	–	–
	–	18,211	–	–

18 Contributed equity

a) Share capital	Consolidated			
	2008 Shares	2008 \$	2007 Shares	2007 \$
Ordinary shares fully paid	459,947,742	10,408,029	331,357,086	1,183,084

b) Movement in ordinary share capital

Date	Details	Number of shares	Amount \$
30/6/07	Opening balance	331,757,086	1,183,084
17/7/07	Placement	45,060,000	1,126,500
	Cost of share issue	–	(68,694)
23/10/07	Option conversion	1,000,000	10,000
26/10/07	Option conversion	3,764,768	37,648
30/11/07	Option conversion	333,333	3,333
30/11/07	Option conversion	342,917	3,429
7/12/07	Uranex facilitation	13,000,000	1,264,900
7/12/07	Placement	4,900,000	122,500
18/12/07	Option conversion	333,333	3,333
10/1/08	Option conversion	10,000,000	1,027,404
29/1/08	Uranex acquisition	40,000,000	5,600,000
29/1/08	Prospectus placement	2,000	50
6/3/08	Option conversion	5,945,535	59,455
6/3/08	Option conversion	2,789,712	27,897
29/4/08	Option conversion	376,141	3,761
28/5/08	Option conversion	342,917	3,429
30/6/08	Balance	459,947,742	10,408,029

Date	Details	Number of shares	Amount \$
1/7/05	Opening Balance	50,523,076	5,679,003
25/7/05	Placement	5,000,000	600,000
11/11/05	Placement	3,571,428	248,669
	Convertible Notes	–	1,025,359
	Sub-Total	50,084,504	7,553,031
5/10/06	Consolidation of capital on the basis of 1:3	19,698,012	7,553,031
	Capital raising	282,000,000	2,120,036
	Issue to Kim Morrison	15,000,000	–
	Reduction in Capital		(8,544,498)
	Cost of share issue	–	(96,076)
15/2/07	Conversion of Options	7,529,537	75,295
13/3/07	Conversion of Options	7,529,537	75,295
30/6/07	Balance	331,757,086	1,183,084

Future Equity Liability

On 7 July 2008, the Company announced it had completed settlement of the acquisition to purchase 100% of the issued capital of Isicebi Carbon Mining (Pty) Ltd, a South African company that has the right to earn a 70% interest in the Waterberg Coal Joint Venture. The shares issued in relation to this acquisition created a future equity liability of \$35,904,804 (105,602,365 shares) and reserves of \$8,821,030 (28,750,000 options at 5c exercise price expiring 2013).

Notes to the financial statements (continued)

For the year ended 30 June 2008

18 Contributed equity (continued)

c) The purpose of the issue of shares was to:

- fund the review, evaluation and development of the assets of the Company;
- provide funds for the acquisition and development of additional opportunities in the mining industries, as identified by the Company;
- provide funds for further acquisition and development of other investments, as identified by the Company; and
- meet the administration costs of the Company.

Ordinary shares entitle the holder to participate in dividends and the proceeds on winding up of the Company in proportion to the number of and amounts paid on the shares held.

On a show of hands every holder of ordinary shares present at a meeting in person or by proxy, is entitled to one vote, and upon a poll each share is entitled to one vote.

	Consolidated			
	Options 2008	Option Premium Reserve 2008 \$	Options 2007	Option Premium Reserve 2007 \$
d) Other equity securities				
Options exercisable at 1 cent expiring 31 December 2009	9,712,270	–	24,940,926	–
Options exercisable at 2.5 cent expiring 28 November 2012	4,500,000	329,677	–	–
Options exercisable at 5 cent expiring 17 March 2013	2,500,000	220,683	–	–
Options exercisable at 6 cent expiring 28 November 2012	4,500,000	284,218	–	–
Options exercisable at 7 cent expiring 17 March 2013	2,500,000	197,443	–	–
Options exercisable at 10 cent expiring 17 March 2013	3,500,000	236,948	–	–
Options exercisable at 15 cent expiring 17 March 2013	3,500,000	188,426	–	–
Options exercisable at 15.5 cent expiring 28 May 2013	3,750,000	286,344	–	–
Options exercisable at 18.5 cent expiring 28 May 2013	3,750,000	257,707	–	–
Options exercisable at 20.5 cent expiring 28 May 2013	5,000,000	321,382	–	–
	43,212,270	2,292,828	24,940,926	–

e) Movement in options

Date	Details	Number of options	Issue price	Amount \$
30/6/07	Opening balance	24,940,926	-	-
23/10/07	Conversion of Options	(1,000,000)	-	-
26/10/07	Conversion of Options	(3,764,768)	-	-
30/11/07	Conversion of Options	(676,250)	-	-
7/12/07	Issue Uranex Facilitators 3.5c Options	10,000,000	-	-
7/12/07	Director 2.5c Options	4,500,000	-	-
7/12/07	Director 6c Options	4,500,000	-	-
18/12/07	Conversion of Options	(333,333)	-	-
10/1/08	Conversion of Uranex Facilitators	(10,000,000)	-	-
6/3/08	Conversion of Options	(8,735,247)	-	-
17/3/08	Director 5c Options	2,500,000	-	-
17/3/08	Director 7c Options	2,500,000	-	-
17/3/08	Director 10c Options	3,500,000	-	-
17/3/08	Director 15c Options	3,500,000	-	-
29/4/08	Conversion of Options	(719,058)	-	-
26/5/08	Director 15.5c Options	3,750,000	-	-
26/5/08	Director 18.5c Options	3,750,000	-	-
26/5/08	Director 20.5c Options	5,000,000	-	-
30/6/08	Balance	43,212,270	-	-

All of the options issued during the year were on the following terms. Exercise prices and expiry dates varied but are all those disclosed at 5(b) above other than the 1 cent exercise price options:

- a) Each Option will lapse if not exercised on or before the expiry date.
- b) Each Option shall entitle the holder to subscribe for and to be allotted one share in the capital of the Company upon exercise of the Option and payment to the Company of the Exercise Price.
- c) An Option may be exercised by the option holder at any time prior to the expiry date by sending a completed and signed notice of exercise, together with the payment of the Exercise Price and the statement for the Option, to the Company's Share Registry. If the option holder holds more than one Option, the Options may be exercised in whole or in part.
- d) A notice of exercise is only effective when the Company has received the full amount of the Exercise Price in cash or cleared funds.
- e) Subject to any restrictions in the ASX Listing Rules, within 14 days of receipt of a properly executed notice of exercise and the required application moneys, the number of shares specified in the notice will be allotted.
- f) Each statement will bear a suitable form of notice of exercise of the Options, endorsed on the back of the statement, for completion by the option holder (if required). If the Options comprised in any such statement are exercised in part only, before the expiry date, the Company will issue the option holder with a fresh statement for the balance of the Options held and not yet exercised.
- g) The period during which the Options may be exercised will not be extended.
- h) The option holder is not entitled to participate in new issues of securities offered to shareholders. The option holder can participate in new issues of securities offered to shareholders if the Option is exercised before the relevant record date for that new issue.

Notes to the financial statements (continued)

For the year ended 30 June 2008

18 Contributed equity (continued)

- i) If from time to time before the expiry of the Options the Company makes an issue of Shares to the holders of Shares by way of capitalisation of profits or reserves (a "bonus issue"), other than in lieu of a dividend payment, then upon exercise of an Option the option holder will be entitled to have issued to it, in addition to the Shares which it is otherwise entitled to have issued to it upon such exercise, additional shares in the Company. The number of additional Shares is the number of Shares which would have been issued to it under that bonus issue ("bonus shares") if on the date on which entitlements were calculated it had been registered as the holder of the number of Shares which it would have been registered as holder if immediately before that date it had exercised its Options. The bonus shares will be paid up by the Company out of profits or reserves (as the case may be) in the same manner as was applied in relation to the bonus issue and upon issue will rank equally in all respects with the other Shares allotted upon exercise of the Options.
- j) In the event of any reconstruction (including consolidation, subdivision, reduction, cancellation or return) of the issued capital of the Company before the expiry of any Options, all rights of the option holder, will be reconstructed (as appropriate) in accordance with the Listing Rules applying to a re-organisation of capital at the time of the re-organisation.
- k) Shares allotted pursuant to the exercise of the Options will rank equally with the then issued Shares of the Company.
- l) Should the Company at any time over the life of the Option be readmitted to the ASX and an option holder exercises Options post the readmission date, the Company undertakes to apply for official quotation by ASX of all Shares allotted pursuant to the exercise of any Options, within 10 business days of the date of allotment of those Shares.
- m) Other than as referred to above, the Option does not confer the right to a change in Exercise Price, or a change to the number of underlying securities over which it can be exercised.

19 Reserves and accumulated losses

	Consolidated		Parent Entity	
	2008 \$	2007 \$	2008 \$	2007 \$
a) Reserves				
Option premium reserve	11,113,858	–	11,113,858	–
	11,113,858	–	11,113,858	–
Movements in reserves				
Balance at the beginning of the year	–	–	–	–
Premium received on options issued by way of placement (Note 18)	2,292,828	–	2,292,828	–
Premium received in relation to Isicebi	8,821,030	–	8,821,030	–
Balance at the end of the year	11,113,858	–	11,113,858	–
b) Accumulated losses				
Opening balance	(61,489)	–	(107,086)	–
Loss for the year	(10,988,575)	(61,489)	(10,942,978)	(107,086)
Balance at the end of the year	(11,050,064)	(61,489)	(11,050,064)	(107,086)

c) Nature and purpose of reserves

Option premium reserve arising pursuant to an issue of options.

20 Financial Instruments

a) Financial risk management

The Company's financial instruments consist mainly of deposits with banks, accounts receivable and payable, loans to and from subsidiaries. The main purpose of non-derivative financial instruments is to raise finance for the Company's operations. The Company does not have any derivative instruments at 30 June 2008.

Financial risks

The main risks that the Company is exposed to through its financial instruments are interest rate risk, liquidity risk and credit risk.

- i) Interest rate risk
The Company is not exposed to any material interest rate risk.
- ii) Foreign currency risk
The Company is not exposed to fluctuations in foreign currencies.
- iii) Liquidity risk
The Company manages liquidity risk by monitoring forecast cash flows.
- iv) Credit risk
The maximum exposure to credit risk, excluding the value of any collateral or other security, at balance date to recognised financial assets, is the carrying amount, net of any provisions for impairment of those assets, as disclosed in the balance sheet and notes to the financial statements.
The Company does not have any material credit risk exposure to any single receivable or receivables under financial instruments entered into by the Company.
- v) Price risk
The Company is not exposed to any material commodity price risk.

b) Interest rate risk

The entity's exposure to interest rate risk, which is the risk that a financial instrument's value will fluctuate as a result of changes in market interest rates and the effective weighted average interest rates on those financial assets and financial liabilities, is as follows:

The entity's exposure to interest rate risk, which is the risk that a financial instrument's value will fluctuate as a result of changes in market interest rates and the effective weighted average interest rates on those financial assets and financial liabilities, is as follows:

	Consolidated							
	Interest Rate		Interest Bearing		Non Interest Bearing		Total	
	2008 %	2007 %	2008 \$	2007 \$	2008 \$	2007 \$	2008 \$	2007 \$
Financial Assets:								
Cash and cash equivalents	6.9	5.8	1,401,589	986,280	–	–	1,401,589	986,280
Trade and other receivables	–	–	–	–	100,351	102,582	100,351	102,582
Total financial assets:			1,401,589	986,280	100,351	102,582	1,501,940	1,088,862
Financial liabilities:								
Trade and other payables	–	–	–	–	237,189	21,640	237,189	21,640
Interest bearing liabilities (lease)	–	8.1	–	–	–	18,211	–	18,211
Total financial liabilities:			–	–	237,189	39,851	237,189	39,851

Notes to the financial statements (continued)

For the year ended 30 June 2008

20 Financial instruments (continued)

	Parent Entity							
	Interest Rate		Interest Bearing		Non Interest Bearing		Total	
	2008 %	2007 %	2008 \$	2007 \$	2008 \$	2007 \$	2008 \$	2007 \$
Financial assets:								
Cash and cash equivalents	6.9	5.8	1,388,122	954,229	–	–	1,388,122	954,229
Trade and other receivables	–	–	–	–	83,467	37,137	83,467	37,137
Total financial assets:			1,388,122	954,229	83,467	37,137	1,471,589	991,366
Financial liabilities:								
Trade and other payables	–	–	–	–	225,456	11,000	225,456	11,000
Interest bearing liabilities	–	–	–	–	–	–	–	–
Total financial liabilities:			–	–	225,456	11,000	225,456	11,000

c) Net fair values

The net fair values of listed investments have been valued at the quoted market bid price at balance date adjusted for transaction costs expected to be incurred. For other assets and other liabilities the net fair value approximates their carrying value. No financial assets and financial liabilities are readily traded on organised markets in standardised form other than listed investments. Financial assets where the carrying amount exceeds net fair values have not been written down as the company intends to hold these assets to maturity.

The aggregate net fair values and carrying amounts of financial assets and financial liabilities are disclosed in the balance sheet and in the notes to the financial statements.

21 Dividends

There were no dividends recommended or paid during the financial year.

22 Contingent liabilities

Resource Generation (formerly Comdek Ltd) had contingent liabilities at 30 June 2008 in respect of:

Contingent Consideration

- i) The Company's purchase of the shares in Uranex SA is subject to payment of additional consideration upon delineation of a measured resource of greater than 15,000 tonnes of contained U₃O₈ on at least two of the three exploration permits (EL 107, EL 108 and EL 109), the Company will allot and issue to the Vendors a further 40,000,000 fully paid ordinary shares in the capital of the Company (subject to the Company obtaining all necessary regulatory and shareholder approvals) in the following numbers:
 - 15,500,000 to Roger Bogne
 - 15,500,000 to Serge Mendomo & Associates
 - 6,000,000 to Tchakounte Djekam Mathurin
 - 2,000,000 to Innocent Fetze Kamdem; and
 - 1,000,000 to Gerard Mabia Lomie

The above contingent liabilities existed at the date of acquisition, 29 January 2008 (refer to Note 28). These contingent liabilities have not been recognised at the date of the acquisition as the directors consider that the fair value of such contingent liabilities cannot be measured reliably.

- ii) The Company's purchase of the shares in Isecibi Carbon Mining (Pty) Ltd is subject to payment of additional consideration upon completion of a feasibility study or within six months, the Company will allot and issue to the Vendors a further 37,500,000 fully paid ordinary shares in the capital of the Company and 18,750,000 5c options to purchase fully paid ordinary shares in the Company.

The above contingent liabilities existed at the date of acquisition, 7 July 2008 (refer to Note 28). These contingent liabilities have not been recognised at the date of the acquisition as the directors consider that the fair value of such contingent liabilities cannot be measured reliably.

23 Key management personnel disclosures

a) Directors

The following persons were directors of Resource Generation Limited (formerly Comdek Limited) during the financial year:

i) Executive Directors

Scott Douglas (from 1 October 2007 and continues in office at the date of this report)

Peter Pawlowitsch (from 29 November 2006 until 15 July 2008)

Ian Hobson (from 29 November 2006 until 1 October 2007)

Peter Christie (from 29 November 2006 until 1 October 2007)

Edward Mead (from 1 October 2007 until 28 November 2007)

ii) Non-Executive Directors

Michael Hunt was appointed Non-executive Chairman on 28 November 2007.

2008	Fees paid to director or related entity \$	Fees Prior to becoming a director \$	Super-annuation \$	Security based payment \$	Total \$	% Security Based payment
Executive directors						
Ian Hobson	15,000	–	–	–	15,000	–
Peter Pawlowitsch	65,000	–	–	368,319	433,319	85.00
Peter Christie	7,500	–	–	–	7,500	–
Scott Douglas	97,930	–	–	1,426,595	1,524,525	93.58
Edward Mead	95,000	–	–	–	95,000	–
Michael Hunt	–	–	34,335	425,374	459,709	92.53
Company Secretary						
Mark Clements	47,507	–	–	72,540	120,047	60.43
Totals	327,937	–	34,335	2,292,828	2,655,100	
2007						
Executive directors						
Ian Hobson	65,000	–	–	–	65,000	–
Peter Pawlowitsch	35,000	15,020	–	–	50,020	–
Peter Christie	17,500	–	–	–	17,500	–
Totals	117,500	15,020	–	–	132,520	–

The Company has taken advantage of the relief provided by Corporations Regulation CRM2.6.04 and has transferred the detailed remuneration disclosures to the remuneration report disclosed in the directors' report.

Notes to the financial statements (continued)

For the year ended 30 June 2008

23 Key management personnel disclosures (continued)

b) Equity instrument disclosures relating to key management personnel

i) Option holdings

The numbers of options over ordinary shares in the Company held during the financial year by each director of Resource Generation Limited (formerly Comdek Limited), including their personally related parties, are set out below:

	Balance at the start of the year	Granted during the year	Exercised during the year	Balance at the end of the year	Vested and exercisable at the end of the year
2008					
Directors					
Peter Pawlowitsch	901,795	5,500,000	–	6,401,795	6,401,795
Scott Douglas	–	20,000,000	–	20,000,000	20,000,000
Michael Hunt	–	7,000,000	–	7,000,000	7,000,000
Mark Clements	–	1,000,000	–	1,000,000	1,000,000
Totals	901,795	33,500,000	–	34,401,795	34,401,795
2007					
Directors					
Peter Pawlowitsch	–	901,795	–	901,795	901,795
Ian Hobson	–	1,000,000	–	1,000,000	1,000,000
Peter Christie	–	1,000,000	–	1,000,000	1,000,000
Totals	–	3,000,000	–	3,000,000	3,000,000

No options are vested and un-exercisable at the end of the year.

There were no options granted during the reporting period as compensation.

ii) Share holdings

The numbers of shares in the Company held during the financial year by each director of Resource Generation Limited (formerly Comdek Limited), including their personally related parties, are set out below:

	Balance at the start of the year	Received during the year on the exercise of options	Other changes during the year	Balance at the end of the year
2008				
Directors				
Michael Hunt	–	–	500,000	500,000
Scott Douglas	–	–	2,532,881	2,532,881
Peter Pawlowitsch	1,000,000	–	500,000	1,500,000
Totals	1,000,000	–	4,532,881	4,532,881
2007				
Directors				
Peter Pawlowitsch	–	–	1,000,000	1,000,000
Ian Hobson	–	–	3,000,000	3,000,000
Peter Christie	–	–	5,416,907	5,416,907
Totals	–	–	9,416,907	9,416,907

There were no shares granted during the reporting period as compensation.

c) Other Transactions with key management personnel

None.

24 Remuneration of auditors

During the year the following fees were paid or payable for service provided by the auditor of the Company:

	Consolidated	
	2008 \$	2007 \$
Audit Services:		
Audit of financial report and other audit work under the <i>Corporation Act 2001</i>	19,300	18,000
Total remuneration for audit services	19,300	18,000

It is the Company's policy to employ the auditor on assignments additional to their statutory audit duties where the auditor's expertise and experience with the Company are important. These assignments are principally tax advice and due diligence reporting on acquisitions, or where Somes & Cooke is awarded assignments on a competitive basis. It is the Company's policy to seek competitive tenders for all major material consulting projects.

25 Commitments

	Consolidated		Parent Entity	
	2008 \$	2007 \$	2008 \$	2007 \$
Lease commitments				
Commitments in relation to leases contracted for at the reporting date but not recognised as liabilities, payables:				
Within one year	64,858	52,381	64,858	52,381
Later than one year but not later than 5 years	158,257	93,815	158,257	93,815
	223,115	146,196	223,115	146,196
Representing:				
Non-cancellable operating leases	223,115	146,196	223,115	146,196
	223,115	146,196	223,115	146,196

26 Related party transactions

a) Key management personnel

Disclosures relating to key management personnel are set out in Note 21 and the detailed remuneration disclosures to the directors' report.

b) Outstanding balances arising from sales / purchases of goods and services

There were no outstanding balances at the reporting date in relation to transactions with related parties.

27 Subsidiaries

Name of Entity	Country of Incorporation	Class of Shares	Equity Holding % 2008
Fusion Communication Services Pty Ltd	Australia	Ordinary	100
Uranex SA	Cameroon	Ordinary	80
Isicebi Carbon Mining (Pty) Ltd (acquired 7/7/08)	South Africa	Ordinary	100

The parent company is Resource Generation Limited (formerly Comdek Ltd). The subsidiaries are controlled by Resource Generation Limited (formerly Comdek Ltd) and the subsidiaries are fully consolidated from the date on which control passed to the group. Fusion Communication Services Pty Ltd has traded in the telecommunications industry during the year and the other subsidiaries have not traded during the year.

Notes to the financial statements (continued)

For the year ended 30 June 2008

27 Subsidiaries (continued)

Name of business acquired	Principal activity	Date of acquisition	Portion of shares acquired	Cost of Acquisition \$
Uranex SA	Uranium Exploration	29 January 2008	80%	7,682,499
Net assets acquired				
		Book Value	Fair value adjustment	Fair value on acquisition
Mining tenements		–	112,695	112,695
Goodwill on acquisition (Note 28)				7,569,804
				7,682,499

Consideration for the acquisition of Uranex SA was the issue of securities in the Company as at 15 January 2008. The methodology used to calculate the cost of the acquisition is set out as follows:

Securities issued:	Basis	Fair Value \$
40 million ordinary shares	14 cents per share, being RES (previously CDS) share price at 29 January 2008	5,600,000
10 million options exercisable at 3.5 cents prior to 7 December 2012	Black Scholes methodology	677,404
Cash	Reimbursement of Expenses	27,500
Cash	Acquisition	112,695
13 million ordinary shares – introduction fee	9.73 cents per share, being RES (previously CDS) share price at 7 December 2007	1,264,900
		7,682,499

As the exploration of the tenements is at an early stage the directors have based the valuation of the tenements as the actual cash paid as they consider it to be more conservative and reflective of the fair value of the mining tenements on acquisition date.

28 Goodwill

	Consolidated		Parent Entity	
	2008 \$	2007 \$	2008 \$	2007 \$
Amount recognised from business combination occurring during the period (Note 27)	7,682,499	–	–	–
Impairment loss	(7,569,804)	–	–	–
Carrying value at year end	112,695	–	–	–

During the financial year, the consolidated entity assessed the recoverable amount of goodwill and determined that goodwill associated with the uranium exploration operation was impaired by \$7,569,804. The recoverable amount of the uranium exploration operation was assessed by reference to the cash expended on the acquisition.

29 Events occurring after balance date

On 7 July 2008, the Company announced it had completed settlement of the acquisition to purchase 100% of the issued capital of Isicebi Carbon Mining (Pty) Ltd, a South African company that has the right to earn a 70% interest in the Waterberg Coal Joint Venture. The shares issued in relation to this acquisition created a future equity liability of \$35,904,804 and reserves of \$8,821,030.

On 11 July 2008, the Company issued 20,000,000 fully paid ordinary shares in lieu of cash for professional services rendered in connection with the completion of the Waterberg Coal Joint Venture.

On 24 July 2008, the Company announced an increase of the inferred resource of its South African Coal project from 415 million tonnes to 738.8 million tonnes.

On 15 August 2008, the Company announced it had raised \$12 million through a placement of 66,666,667 shares at 18 cents per share. The shares were placed with a broad portfolio of institutional and sophisticated investors. 51,231,756 shares were settled on 22 August 2008, of which the issue of 50,000,000 was approved by shareholders at the general meeting held on 26 May 2008. The balance of 15,434,911 shares are subject to shareholder approval at the Company's AGM in November 2008.

On 31 August 2008, the Company closed its satellite communications business operated by its wholly owned subsidiary Fusion Communication Services Pty Ltd (name changes on 1 September 2008 to Comdek Satellite Communications Pty Ltd).

At a General Meeting on 5 September 2008 the Company changed its name to Resource Generation Limited.

30 Reconciliation of profit after income tax to net cash outflow from operating activities

	Consolidated		Parent Entity	
	2008 \$	2007 \$	2008 \$	2007 \$
Loss for the year	(10,988,575)	(1,125,000)	(10,942,978)	(3,495,097)
Share issue costs	–	69,160	–	69,160
Depreciation	31,362	70,699	8,569	377
Loss on Disposal of P & E	15,121	–	–	–
Share Option Expense	2,292,828	–	2,292,828	–
Impairment Uranex	7,569,804	–	7,569,804	–
Loans and Investment Write-downs	–	–	53,080	2,372,966
Changes in operating assets and liabilities:				
Increase in trade and other payables	215,549	(64,942)	214,456	(11,000)
Increase in accounts receivable, prepayments and stock	(65,805)	(117,859)	(59,039)	(86,455)
Net cash outflow from operating activities	(929,716)	(1,167,942)	(863,280)	(1,150,049)

Non-Cash Financing and Investing Activities

Share and Option Issue

- i) 13,000,000 shares to the facilitators of the Uranex acquisition \$1,264,900
- ii) 10,000,000 shares to the facilitators of the Uranex acquisition \$677,404
- iii) 40,000,000 shares to the facilitators of the Isicebi tenements \$5,600,000
- vi) 20,000,000 shares to the facilitators of the Isicebi acquisition \$6,800,000
- v) 10,000,000 options to the facilitators of the Isicebi acquisition \$3,068,184
- vi) 48,102,365 shares to acquire the Isicebi tenements \$16,354,804
- vii) 37,500,000 shares to acquire the Isicebi tenements \$12,750,000
- viii) 18,750,000 options to acquire the Isicebi tenements \$5,752,846

Notes to the financial statements (continued)

For the year ended 30 June 2008

31 Earnings per share

	Consolidated	
	2008 Cents	2007 Cents
a) Basic earnings per share		
Loss from continuing operations attributable to the ordinary equity holders of the Company	(2.66)	(0.18)
Loss from discontinued operations	–	(0.37)
	(2.66)	(0.55)

b) Diluted earnings per share

As the company made a loss for the year ended 30 June 2008, the options on issue have no dilutive effect, therefore dilutive earnings per share is equal to basic earnings per share.

	Consolidated	
	2008 \$	2007 \$
c) Reconciliation of earnings used in calculating earnings per share		
Basic earnings per share		
Loss from continuing operations attributable to the ordinary equity holders of the Company	(2.66)	(0.18)
Loss from discontinued operations	–	(0.37)
	(2.66)	(0.55)
Diluted earnings per share		
Loss from continuing operations attributable to the ordinary equity holders of the Company	(2.66)	(0.18)
Loss from discontinued operations	–	(0.37)
	(2.66)	(0.55)

	Consolidated	
	2008	2007
d) Weighted average number of shares used as the denominator		
Weighted average number of ordinary shares used as the denominator in calculating basic earnings per share	412,891,718	203,765,783
Adjustments for calculation of diluted earnings per share – Options	–	–
Weighted average number of ordinary shares and potential ordinary shares used as the denominator in calculating diluted earnings per share	412,891,718	203,765,783

e) Information concerning the classification of securities

Options

Options are considered to be potential ordinary shares and have been included in the determination of diluted earnings per share to the extent to which they are dilutive. The options have not been included in the determination of basic earnings per share.

32 New standards and interpretations not yet adopted

At the date of authorisation for issue of this report, the Australian Accounting Standards Board has made new or amended Australian Accounting Standards and Interpretations that will be effective for periods commencing after the date of this financial report. The directors are of the opinion that early adoption of these standards will have no impact (nil) on the financial report or are not relevant (N/A) to the Company.

Affected Statement	Statements causing change	Must be applied to periods starting	Expected Impact
AASB 8 Operating Segments	AASB 8 AASB 2007-3	1 Jan 2009	nil
AASB 123 Borrowing Costs	AASB 123, AASB 2007-6	1 Jan 2009	N/A
AASB 3 Business Combinations (2008) AASB 127 Consolidated and Separate Financial Statements	AASB 3 AASB 127 AASB 2008-3	1 Jul 2009	N/A
AASB 101 Presentation of Financial Statements	AASB 101 AASB 2007-8	1 Jan 2009	nil
AASB 1004 Contributions (revised)	AASB 1004	1 Jul 2008	N/A
AASB 1048 Interpretation and Application of Accounting Standards (September 2007)	AASB 1048		nil
AASB 1049 Whole of Government and General Government Sector Financial Reporting	AASB 1049	1 July 2008	N/A
AASB 1050 Administered Items	AASB 1050	1 July 2008	N/A
AASB 1051 Land Under Roads	AASB 1051	1 July 2008	N/A
AASB 1052 Disaggregated Disclosures	AASB 1052	1 July 2008	N/A
Amendments to Australian Accounting Standards arising from the Review of AASs 27, 29 and 31	AASB 2007-9	1 July 2008	nil
AASB 2 Share-based payment (amendments for Vesting Conditions and Cancellations)	AASB 2008-1	1 Jan 2009	N/A
Amendments to Australian Accounting Standards – Puttable Financial Instruments and Obligations arising on Liquidation [AASB 7, AASB 101, AASB 132, AASB 139 & Interpretation 2]	AASB 2008-2	1 Jan 2009	N/A
Interpretation 12 Service Concession Arrangements	Interpretation 12	1 Jan 2008	N/A
Interpretation 13 Customer Loyalty Programmes	Interpretation 13	1 Jul 2008	N/A
Interpretation 14 AASB 119 – The Limit on a Defined Benefit Asset, Minimum Funding Requirements and their Interaction	Interpretation 14	1 Jan 2008	N/A
Interpretation 1038 Contributions by Owners Made to Wholly-Owned Public Sector Entities (revised)	Interpretation 1038	1 July 2008	N/A

Directors' declaration

For the year ended 30 June 2008

In the directors' opinion:

- 1 the financial statements and notes set out on pages 5 to 45 are in accordance with the *Corporations Act 2001*, including:
 - a) complying with accounting standards, the *Corporations Regulations 2001* and other mandatory professional reporting requirements; and
 - b) give a true and fair view of the Company's financial position as at 30 June 2008 and of its performance, as represented by the results of its operations, changes in equity and cash flows, for the financial year ended on that date; and
- 2 there are reasonable grounds to believe that the Company will be able to pay its debts as and when they become due and payable; and
- 3 the audited remuneration disclosures set out on pages 9 to 12 of the directors' report comply with accounting standards AASB 124 *Related Party Disclosures* and the *Corporations Regulations 2001*, however, they do not comply with reporting standards with regard to financial comparatives from the previous year's annual report.

The directors have been given the declarations by the Managing Director and the Chief Financial Officer required by section 295(A) of the *Corporations Act 2001*.

This declaration is made in accordance with a resolution of the directors.



Paul Jury
Managing Director

Sydney
25 September 2008

Independent auditor's report



To the members of Resource Generation Limited (formerly Comdek Limited)

Report on the Financial Report

We have audited the accompanying financial report of Resource Generation Limited (formerly Comdek Limited) (the Company) and Controlled entities (the Consolidated entity), which comprises the balance sheet as at 30 June 2008, and the income statement, statement of changes in equity and cash flow statement for the year ended on that date, a summary of significant accounting policies, other explanatory notes and the directors' declaration of the consolidated entity comprising the company and the entities it controlled at the year's end or from time to time during the financial year.

Directors' Responsibility for the Financial Report

The directors of Resource Generation Limited (formerly Comdek Limited) are responsible for the preparation and fair presentation of the financial report in accordance with Australian Accounting Standards (Including the Australian Accounting Interpretations) and the *Corporations Act 2001*. This responsibility includes designing, implementing and maintaining internal control relevant to the preparation and fair presentation of the financial report that is free from material misstatement, whether due to fraud or error; selecting and applying appropriate accounting policies; and making accounting estimates that are reasonable in the circumstances. In Note 1, the directors also state, in accordance with Accounting Standard AASB 101: *Presentation of Financial Statements*, that compliance with the Australian Equivalents to International Financial Reporting Standards (IFRS) ensures that the financial report, comprising the financial statements and notes, complies with IFRS.

The directors of the company are also responsible for the remuneration disclosures contained in the director's report.

Auditor's Responsibility

Our responsibility is to express an opinion on the financial report based on our audit. We conducted our audit in accordance with Australian Auditing Standards. These Auditing Standards require that we comply with relevant ethical requirements relating to audit engagements and plan and perform the audit to obtain reasonable assurance whether the financial report is free from material misstatement. Our responsibility is also to express an opinion on the remuneration disclosures contained in the directors' report.

An audit involves performing procedures to obtain audit evidence about the amounts and disclosures in the financial report. The procedures selected depend on the auditor's judgement, including the assessment of the risks of material misstatement of the financial report, whether due to fraud or error. In making those risk assessments, the auditor considers internal control relevant to the entity's preparation and fair presentation of the financial report in order to design audit procedures that are appropriate in the circumstances, but not for the purpose of expressing an opinion on the effectiveness of the entity's internal control. An audit also includes evaluating the appropriateness of accounting policies used and the reasonableness of accounting estimates made by the directors, as well as evaluating the overall presentation of the financial report.

We believe that the audit evidence we have obtained is sufficient and appropriate to provide a basis for our audit opinion.

Independence

In conducting our audit, we have complied with the independence requirements of the *Corporations Act 2001*. We confirm that the independence declaration required by the *Corporations Act 2001*, provided to the directors of Resource Generation Limited (formerly Comdek Limited) on 22 September 2008 would be in the same terms if provided to the directors as at the date of this auditor's report.

Independent auditor's report (continued)



Auditors Opinion

In our opinion

- a) the financial report of Resource Generation Limited (formerly Comdek Limited) and Controlled entities is in accordance with the *Corporations Act 2001*, including:
 - i) giving a true and fair view of the Company's and Consolidated entity's financial position as at 30 June 2007 and of its performance for the year ended on that date ; and
 - ii) complying with Australian Accounting Standards (including the Australian Accounting Interpretations) and the Corporations Regulations 2001.
- b) The financial report also complies with International Financial Reporting Standards as disclosed in Note 1.

Auditor's opinion of AASB 124 remuneration disclosures contained in the director's report.

We have audited the Remuneration Report included in pages 9 to 12 of the director's report for the year ended 30 June 2008. The directors of the company are responsible for the preparation and presentation of the Remuneration Report in accordance with section 300A of the *Corporations Act 2001*. Our responsibility is to express an opinion on the Remuneration Report, based on our audit conducted in accordance with Australian Auditing Standards.

Auditor's opinion

In our opinion the remuneration disclosures that are contained in the director's report comply with Australian Accounting Standard AASB 124 *Related Party Disclosures*.

A handwritten signature in black ink that reads "Somes & Cooke".

Kevin Somes

25 September 2008

A handwritten signature in black ink that reads "Kevin Somes".

Somes and Cooke

1304 Hay Street
West Perth WA 6005

ASX additional information

Additional Information required by the Australian Securities Exchange Limited Listing Rules and not disclosed elsewhere in this report is set out below.

a) Substantial shareholders

There was one substantial shareholder at 17 September 2008:

Lukale Mining Co Pty Ltd 48,102,365 shares 7.78%

b) Voting rights

Ordinary shares

On a show of hands every member present at a meeting shall have one vote and upon a poll each share shall have one vote.

Options

There are no voting rights attached to the options.

c) Distribution of equity security holders

Category	Number of Holders	Ordinary Fully Paid Shares	% Issued Capital
1 – 1,000	20	11,769	0.00
1,001 – 5,000	409	1,400,860	0.23
5,001 – 10,000	388	3,338,039	0.54
10,001 – 100,000	1,703	74,611,951	12.07
100,001 and over	680	538,950,553	87.16
Total	3,200	618,313,172	100.00

There were 292 holders of less than a marketable parcel of ordinary shares.

ASX additional information (continued)

d) Equity security holders

The names of the twenty largest holders of quoted equity securities are listed below:

As at 17 September 2008.

Holder name	Units	% of issued
Lukale Mining Co (Pty) Ltd	48,102,365	7.78%
Fortis Clearing Nominees Pty Ltd	30,172,232	4.88%
Oak Nominees Ltd	20,000,000	3.23%
ANZ Nominees Ltd	16,628,507	2.69%
Sephor Investments Ltd	11,500,000	1.86%
Newquest International Ltd	11,500,000	1.86%
Vernon Finance Ltd	11,500,000	1.86%
Celtic Capital Pty Ltd	10,000,000	1.62%
Jason & Lisa Peterson	10,000,000	1.62%
Equitas Nominees Pty Ltd	9,542,075	1.54%
Michael F & LR Black	6,669,375	1.08%
Greatcity Corp Pty Ltd	6,658,000	1.08%
Roger Bogne	6,268,166	1.01%
JP Morgan Nominees Australia Ltd	5,998,114	.97%
National Nominees Ltd	5,836,556	.94%
Elvio Ruggiero	5,551,012	.90%
Riverview Pty Ltd	5,095,977	.82%
Serge Mendo & Associates	4,934,000	.80%
John Della Bosca	4,925,000	.89%
Istana Securities Ltd	4,504,616	.73%
Total	235,385,995	38.16%

Corporate directory

Directors

Michael Hunt
Scott Douglas
Paul Jury
Stephen Matthews

Company Secretaries

Mark Clements
Stephen Matthews

Auditors

Somes and Cooke
1304 Hay Street
West Perth WA 6005

Bankers

ANZ Banking Group Limited
National Australia Bank Limited

Registered Office

Level 12, Chifley Tower
2 Chifley Square
Sydney NSW 2000
Telephone: +61 2 9376 9000
Facsimile: +61 2 9376 9013
Website: www.resgen.com.au

Share Registry

Security Transfer Registrars Pty Limited
770 Canning Highway
Applecross WA 6153

Investor Enquiries: (08) 9315 2333
Facsimile: (08) 9315 2233

Stock Exchange Listing

Securities of Resource Generation Limited
(formerly Comdek Limited) are listed on the
Australian Stock Exchange.

ASX Code: RES (formerly CDS)

Annual General Meeting

The Annual General Meeting of the Company
will be held on Thursday, 6 November 2008
at 10.00am
at Radisson Plaza Hotel,
27 O'Connell Street, Sydney.

