

## Equities

27 January 2011 | 13 pages

# Resource Generation (RES.AX)

## Site Visit Confirms Progress

- SA site visit** — We recently spent two days in South Africa visiting Resource Generation. We left impressed with the scale of the proposed 6Mtpa (Stage 1) Boikarabelo mine. Based on the current reserve of 745Mt, Boikarabelo will be in operation for many years and may even match the scale of the nearby 50Mtpa (ROM) Grootegeluk mine owned by Exxaro. To us, RES stands out amongst ASX peers for value, scale and progress to development.
- Timeline for development** — With 2 off-take deals signed (CESC and Bhushan), we believe construction must commence by the end of 2011. Still required are the Mining Right, Water Licence and go-ahead for rail. On rail, we understand that tenure over the 36km link to the main line is very close. We believe all major approvals will likely be won within the next ~6 months.
- Comparative value** — There are many emerging coal producers on the ASX and by our calculation, RES is the least expensive of 35 companies we have identified. On an EV/t basis, RES trades on just US\$0.02/t whereas ASX listed peers with South African projects range from US\$0.05-0.61/t.
- Cash of A\$37m is good for now** — RES is debt free and has A\$37m cash following the equity raising in Nov 2010. As we expect construction to begin towards the end of 2011, we anticipate a major raising in the 3Q 2011. Company guidance is for capex of A\$552m, the majority of which will be debt funded in our view. We adjust our 2013 estimates to reflect our assumption of higher debt.
- Valuation & Recommendation** — We continue to rate RES Buy/Speculative risk with an A\$0.95 target price. In our view, RES is undervalued versus peers on almost every measure despite its large reserve and advanced stage of planning. We expect the stock to re-rate as rail and mining approvals are won and believe RES is within ~6 months of this point. Our DCF based target uses a WACC of 15% and implies a return of 55%.

- Company Update
- Estimate Change

<b>Buy/Speculative</b>	<b>1S</b>
Price (27 Jan 11)	A\$0.62
Target price	A\$0.95
Expected share price return	54.5%
Expected dividend yield	0.0%
<b>Expected total return</b>	<b>54.5%</b>
Market Cap	A\$150M US\$150M

## Price Performance (RIC: RES.AX, BB: RES AU)



RES.AU revisions (Y/E Jun)	2009A	2010A	2011E	2012E	2013E
Sales (A\$m)	0.0	0.0	0.0	0.0	0.0
% revision	0.0%	0.0%	na	na	na
EBIT (A\$m)	-15.5	-4.2	-6.0	-6.0	-6.1
% revision	0.0%	0.0%	0.0%	0.0%	0.0%
Core Net Profit (A\$m)	-15.1	-3.3	-5.9	-5.8	-14.9
% revision	0.0%	0.0%	0.0%	0.0%	4.6%
Core EPS (A¢)	-19.7	-2.1	-3.2	-3.2	-8.1
% revision	0.0%	0.0%	0.0%	0.0%	4.6%
EPS Growth (%)	-164.4	89.5	-56.1	0.5	-154.2
PE Ratio (x)	-3.2	-30.1	-19.3	-19.4	-7.6
Dividend Yield (%)	0.0	0.0	0.0	0.0	0.0

Source: Company Reports and dataCentral, CIRA.

### David Haddad

 +61-2-8225-3162  
 david.haddad@citi.com

### Craig Sainsbury

 craig.sainsbury@citi.com

### Clarke Wilkins

 clarke.wilkins@citi.com

### Daniel Seeney

### Meredith Schwarz

See Appendix A-1 for Analyst Certification, Important Disclosures and non-US research analyst disclosures.

Citi Investment Research & Analysis is a division of Citigroup Global Markets Inc. (the "Firm"), which does and seeks to do business with companies covered in its research reports. As a result, investors should be aware that the Firm may have a conflict of interest that could affect the objectivity of this report. Investors should consider this report as only a single factor in making their investment decision.

**Resource Generation (RES.AX)**

27 January 2011

Fiscal year end 30-Jun											
Profit & Loss (A\$m)	2009	2010	2011E	2012E	2013E	Per share data	2009	2010	2011E	2012E	2013E
Sales revenue	0.0	0.0	0	0	0	Reported EPS (¢)	-19.7	-2.1	-3.2	-3.2	-8.1
Cost of sales	-0.1	-0.1	na	na	na	Core EPS (¢)	-19.7	-2.1	-3.2	-3.2	-8.1
Gross profit	0.0	-0.1	na	na	na	DPS (¢)	0	0	0	0	0
<b>EBITDA</b>	<b>-15.5</b>	<b>-4.1</b>	<b>-6.0</b>	<b>-6.0</b>	<b>-6.1</b>	CFPS (¢)	-1.5	-0.1	-3.4	-3.4	1.5
Depreciation	-0.1	-0.1	0	0	0	BVPS (¢)	74.2	54.3	48.6	60.5	60.9
Amortisation	0	0	0	0	0	Wtd avg ord shares (m)	77	159	183	183	183
<b>EBIT</b>	<b>-15.5</b>	<b>-4.2</b>	<b>-6.0</b>	<b>-6.0</b>	<b>-6.1</b>	Wtd avg diluted shares (m)	77	159	183	183	183
Net interest	0.4	1.0	0.1	0.2	-8.8						
<b>Earnings before tax</b>	<b>-15.1</b>	<b>-3.3</b>	<b>-5.9</b>	<b>-5.8</b>	<b>-14.9</b>	<b>Valuation ratios</b>	<b>2009</b>	<b>2010</b>	<b>2011E</b>	<b>2012E</b>	<b>2013E</b>
Tax expense	0	0	0	0	0	PE (x)	-3.2	-30.1	-19.3	-19.4	-7.6
Exceptional items post tax	0.0	-0.1	0	0	0	EV/EBIT (x)	-9.5	-34.4	-23.9	-38.4	-71.0
Minority interests	0	0	0	0	0	EV/EBITDA (x)	-9.6	-35.2	-23.9	-38.4	-71.0
Associates	0	0	0	0	0	FCF yield (%)	-3.2	-24.6	-5.4	-181.9	-191.6
<b>Reported net profit</b>	<b>-15.2</b>	<b>-3.4</b>	<b>-5.9</b>	<b>-5.8</b>	<b>-14.9</b>	Dividend yield (%)	0	0	0	0	0
Core NPAT	-15.1	-3.3	-5.9	-5.8	-14.9	Payout ratio (%)	0	0	0	0	0
<b>Half year data (A\$m)</b>	<b>1H10</b>	<b>2H10</b>	<b>1H11E</b>	<b>2H11E</b>	<b>1H12E</b>	<b>Growth rates</b>	<b>2009</b>	<b>2010</b>	<b>2011E</b>	<b>2012E</b>	<b>2013E</b>
Sales revenue	0.0	0.0	0	0	0	Sales revenue (%)	-91.2	35.0	nm	na	na
EBIT	-1.6	-2.6	-3.0	-3.0	-3.0	EBIT (%)	nm	72.7	-42.1	-0.4	-0.4
Core NPAT	-1.0	-2.3	-2.9	-2.9	-2.9	Core NPAT (%)	nm	78.3	-79.1	0.5	nm
Core EPS (¢)	-0.6	-1.4	-1.6	-1.6	-1.6	Core EPS (%)	nm	89.5	-56.1	0.5	nm
<b>Balance Sheet (A\$m)</b>	<b>2009</b>	<b>2010</b>	<b>2011E</b>	<b>2012E</b>	<b>2013E</b>	<b>Operating performance</b>	<b>2009</b>	<b>2010</b>	<b>2011E</b>	<b>2012E</b>	<b>2013E</b>
Cash & cash equiv.	5.1	6.1	8.4	30.2	10.9	Gross margin (%)	-245.0	-240.7	na	na	na
Accounts receivables	0.5	1.7	1.7	1.7	1.7	EBIT margin - Group	na	na	na	na	na
Inventory	0	0	0	0	0						
Net fixed & other tangibles	56.2	84.4	84.4	284.4	504.4	Operating ROA (%)	-27.9	-4.3	-6.3	-2.8	-3.6
Goodwill & intangibles	0	0	0	0	0	Operating ROE (%)	-29.2	-4.6	-6.7	-5.9	-13.4
Financial & other assets	0	0.0	0.0	0.0	0.0	Operating ROIC (%)	-30.7	-6.0	-7.1	-3.3	-1.5
<b>Total assets</b>	<b>61.8</b>	<b>92.2</b>	<b>94.5</b>	<b>316.3</b>	<b>517.0</b>						
Accounts payable	0.6	1.6	1.6	1.6	1.6	Net debt to equity	-8.9	-7.0	-9.5	153.5	349.5
Short-term debt	0	0	0	0	0	Debt to total capital (%)	0.0	0.0	0.0	64.4	78.2
Long-term debt	0	0	0	200.0	400.0	Interest coverage (x)	na	na	na	na	-0.69
Provisions & other liab	4.0	4.1	4.1	4.1	4.1						
<b>Total liabilities</b>	<b>4.6</b>	<b>5.7</b>	<b>5.7</b>	<b>205.7</b>	<b>405.7</b>	<b>Production Volumes</b>	<b>2009</b>	<b>2010</b>	<b>2011E</b>	<b>2012E</b>	<b>2013E</b>
Shareholders' equity	57.2	86.5	88.8	110.6	111.3	Thermal (export) (mt)	0.00	0.00	0.00	0.00	0.00
Minority interests	0.0	0.0	0.0	0.0	0.0	Hard Coking (export) (mt)	0.00	0.00	0.00	0.00	0.00
<b>Total equity</b>	<b>57.2</b>	<b>86.5</b>	<b>88.9</b>	<b>110.6</b>	<b>111.3</b>						
<b>Net debt</b>	<b>-5.1</b>	<b>-6.1</b>	<b>-8.4</b>	<b>169.8</b>	<b>389.1</b>	<b>Operating Metrics</b>	<b>2009</b>	<b>2010</b>	<b>2011E</b>	<b>2012E</b>	<b>2013E</b>
<b>Cashflow (A\$m)</b>	<b>2009</b>	<b>2010</b>	<b>2011E</b>	<b>2012E</b>	<b>2013E</b>	Cash Costs (A\$/t)	0.00	0.00	0.00	0.00	0.00
EBITDA	-15.5	-4.1	-6.0	-6.0	-6.1	Cash Costs (US\$/t)	0.00	0.00	0.00	0.00	0.00
Working capital	0	0	0	0	0	Average Price Received	0.00	0.00	0.00	0.00	0.00
Net interest paid	0.4	1.0	-0.1	-0.2	8.8	Average Price Received	0.00	0.00	0.00	0.00	0.00
Tax paid	0	0	0	0	0						
Other	13.9	3.0	0	0	0.0	<b>Commodity&amp;FX</b>	<b>2009</b>	<b>2010</b>	<b>2011E</b>	<b>2012E</b>	<b>2013E</b>
<b>Operating cashflow</b>	<b>-1.2</b>	<b>-0.1</b>	<b>-6.2</b>	<b>-6.2</b>	<b>2.7</b>	AUDUSD (analyst)	0.74	0.88	0.96	0.92	0.86
Capex	-0.4	-24.2	0	-200.0	-220.0	Hard coking (export) (US\$/t)	260.8	146.0	233.5	212.5	185.0
Net acq/disposals	-2.3	0	0	0	0	Thermal (export) (US\$/t)	98.2	84.1	99.9	107.5	97.5
Exploration exp/Other	-3.9	-4.3	-2.0	-2.0	-2.0						
<b>Investing cashflow</b>	<b>-6.6</b>	<b>-28.5</b>	<b>-2.0</b>	<b>-202.0</b>	<b>-222.0</b>						
Dividends paid	0	0	0	0	0						
<b>Financing cashflow</b>	<b>11.4</b>	<b>29.6</b>	<b>10.5</b>	<b>230.0</b>	<b>200.0</b>						
<b>Net change in cash</b>	<b>3.8</b>	<b>1.0</b>	<b>2.3</b>	<b>21.8</b>	<b>-19.3</b>						
<b>FCF ex acquisits &amp;</b>	<b>-7.8</b>	<b>-28.6</b>	<b>-8.2</b>	<b>-208.2</b>	<b>-219.3</b>						

For further data queries on Citi's full coverage universe please contact CIRA Data Services Australia New Zealand at CIRADataServicesAustraliaNZ@citi.com or +61-2-8225-484



## Boikarabelo: Large, Low-cost, Long Life

We recently spent two days in South Africa with Resource Generation visiting the site of its proposed thermal coal mine in the Waterberg region. ResGen is planning a multi-stage development beginning with a 12Mtpa ROM open pit operation, which is expandable to as much as 50Mtpa ROM, a similar size to the nearby Grootegeluk mine owned by Exxaro.

We were impressed by the sheer scale of the proposed Boikarabelo mine and the work that has been done to advance the project, particularly with respect to rail. Rail is key to making Boikarabelo a reality and we believe ResGen is close to securing the corridor for the proposed link to Transnet's main line that connects to ports at Richards Bay and Durban.

In our view, ResGen is undervalued on a fundamental basis and versus peers. Few companies under A\$200m market cap can match ResGen's reserve base of 745Mt or the progress it has made in mine planning. We believe the company is overly discounted for South Africa risk and with a 60% discount to NPV and resource multiple of just US0.02/t of resource, ResGen is rapidly emerging as our preferred small ASX coal.

**We continue to rate ResGen Buy/Speculative Risk with A\$0.95 target implying a return of 55%.**

---

Figure 1. Transnet main line at proposed link site for RES rail link



Source: Citi Investment Research and Analysis

---

### Short-term Milestones

ResGen is at a very advanced stage of mine and infrastructure planning. We have identified four key hurdles for Stage 1 development:

1. **Acquiring land for the rail corridor**

ResGen has spent several months obtaining or arranging access to freehold land on which to build a rail link from the mine to Transnet's main line. The required length of rail is 36km and RES has secured 5 of the 6 properties required for the rail route. We believe full access is very close and there is some flexibility of the route through the Steenbokpan properties if required.

Land in the area is used to raise game and farms typically have a size of ~2,000Ha. We drove the route of the rail link and confirm that the land is very flat and firm, reasonably well vegetated with mainly low scrub and small trees, and in good condition despite the onset of the wet season.

## 2. Grant of Mining Right

South African mining law is rigorous and demands fine detail for proposed mines. ResGen is at an advanced stage of mine planning and is awaiting the grant of its Mining Right before it commences any development or requisition of long lead time items.

We sighted these plans and visited the proposed Stage 1 pit area and mine infrastructure area. The terrain for both is very flat, as it is with the rail corridor and the only topography of note is a large east-west trending fault that forms a low ridge on part of the property.

This ridge is the only place where basement is exposed and separates the coal-bearing basin to the north from the south. Coal may be present south of the fault but has not been intersected in deeper drill holes meaning it is not present or is too deep to be commercial at this time.

---

Figure 2. Site for Boikarabelo mine infrastructure



Source: Citi Investment Research and Analysis

Figure 3. Fault escarpment and existing power infrastructure



Source: Citi Investment Research and Analysis

---

ResGen is fully BEE compliant and has submitted its mining application to the Minister for a decision. ResGen anticipates 6 months for approval but we think the company could be successful in a shorter period of time.

### 3. IWULA: Integrated Water Use Licence Application

All water use, including treatment and disposal is governed by the IWULA. ResGen's property extends to the Limpopo River, which forms the border between South Africa and Botswana. The Limpopo floods regularly and ResGen has completed a 5-well hydrological study of the area. It has also identified the 1-in-100 year flood line governing the emplacement of flood levees, which have been designed and planned for.

Test results from the 5 water bores have proven the production capacity of the local aquifer is sufficient for Stage 1 and that there is no connection with the Limpopo River. ResGen is drilling a further 6 bores on its own initiative to support long-term water monitoring of the area.

**We anticipate that the IWULA will be awarded by about mid-year 2011.**

Figure 4. Test Water Bore



Source: Citi Investment Research and Analysis

Figure 5. Limpopo River in Flood



Source: Citi Investment Research and Analysis

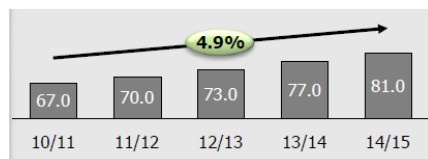
### 4. NEMA for rail link

Development plans for the 36km rail link to Transnet's main line were submitted in Jan 2011 under the National Environmental Management Act (NEMA). Approvals take place over a fixed 6-month period and therefore a **decision will be made in mid-2011**. Landowners are consulted on the development and as ResGen currently holds ~80% of the proposed rail route, we think the chance of rejection due to landholder objection is small. As noted above, ResGen has some flexibility over the route.

#### Rail Options

The Boikarabelo mine is not currently linked to Transnet and requires 36km of new rail to tie into the main rail network. An earlier proposal for trucking product coal to a main line load-out in the short-term was scrapped because of the large number of truck movements and potential impact on the environment. Company guidance for capex of A\$552m, which includes an allowance for trucking that we think is ~A\$40m.

Figure 6. Transnet Projected Growth (Mt)



Source: Company Reports

ResGen is responsible for building the rail link and we estimate capital cost of A\$100m. The rail link is budgeted for within total capex of A\$552m. We understand that the link would be sold back to Transnet on a reduced tariff basis.

ResGen has engaged South African engineering consultants RCE to investigate the options available to the company. A chief problem for coal developers in the Waterberg is the constrained nature of the rail in the immediate region. Axle loads north of Ogies are only ~20/t versus 26/t that producers south of the town enjoy.

In addition, the line through Rustenberg was built ~100 years ago and has not been significantly upgraded. The substrate is predominantly clay, which has led to questions of stability of the line under large loads.

RCE has identified a potential 4-stage development:

- Stage 1: 4Mtpa including link to main line.
- Stage 2: 10Mtpa
- Stage 3: 26Mtpa
- Stage 4: 46Mtpa

### Coal-fired Power Infrastructure in the Waterberg

Coal-fired power infrastructure in the Waterberg consists of:

- The 4,000MW Matimba plant, which has operated for 28 years
- The 4,800MW Medupi plant, which is under construction
- Coal 3 plant: fully planned to the pre-feasibility stage but no commitment to construction. Capacity of 5,000MW and 15Mtpa feed required.
- The ~50Mtpa Grootegeluk thermal coal mine operated by Exxaro

Each of these power plants consumes or is expected to consume 15Mtpa coal and thus total domestic coal consumption in the region is 45Mtpa. Due to power shortages, South Africa has instigated a programme of bringing old power stations out of mothball and there are several plants in the Witbank region that do not have a secure long-term supply of coal.

We therefore believe that there is more than adequate domestic demand to support a 3Mtpa domestic coal mine operation in the Waterberg. We understand that Eskom has a very complex pricing structure and assume ZAR250/t for domestic off-take.

In terms of power for the Boikarabelo site, ResGen continues its discussions for supply with Eskom. Another option being investigated by the company is its own power supply. We believe that a 25MW power plant would be adequate to supply Stage 1 operation.

For construction, there is existing power to the site, as can be seen in Figure 3. While this would be adequate through the construction phase, additional power to the site is necessary for ongoing operation at 12Mtpa ROM capacity. We estimate that a power plant of this size would cost ~A\$50m.

Figure 7. Matimba Power Station



Source: Citi Investment Research and Analysis

Figure 8. Medupi Power Station under Construction



Source: Citi Investment Research and Analysis

### Off-take Recap – the Pressure is on

ResGen has signed two long-term coal off-take agreements with power generators:

1. Integrated Mining (CESC), Aug 2010: 1Mtpa in years 1 to 3 then 2Mtpa for the remaining 17 years
2. Bhushan, Nov 2010: 0.5Mtpa for the first 5 years then a minimum 0.5Mtpa for the remaining 15 years

Both agreements commence late 2013, which bookends the project development timeline. The pressure is on to secure the relevant agreements and begin the construction of Boikarabelo. Given we estimate 20-24 months for the construction of site infrastructure, including a wash plant, construction of the mine needs to commence at the end of 2011 to meet the sales contracts.

This timetable raises the question of funding. Boikarabelo is undoubtedly a large undertaking and company guidance on capex for Stage 1 is A\$552m. RES currently has A\$37m cash on hand and no debt and we think that fund raising needs to take place in the 3Q 2011 in order to secure long lead time items like the wash plant. We also understand that the pre-strip will be brought forward to match completion of the wash plant.

According to the company, a number of South African and European banks are taking an interest in the project and a large part of the capital requirement – at least 60% in our view – is likely to be debt. Our understanding is that one of the interested parties is the Development Bank of Southern Africa, which views the Boikarabelo mine as part of a larger regional development of the Waterberg

The Lephalale region is undergoing strong growth with a large volume of new, high quality housing in evidence. The construction of Medupi and expansion of Grootegeluk has created ~7,000 and 2,000 jobs, respectively, while we think ResGen could add another 800.

We view the two off take agreements and any debt funding package as a strong vote of confidence in the project as both require a degree of due diligence on behalf of the off-takers/funders.

### Comparative Value

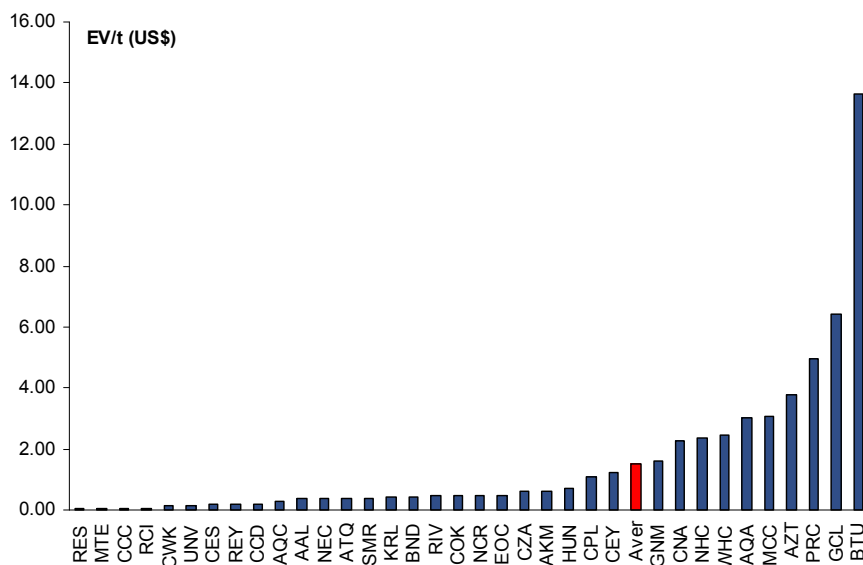
Resource stands out against peers for the sheer size of its reserve, which is currently 745Mt Probable. Given that the reserve is defined on only 35% of the tenements holding the 6.4Bt resource, we believe that ResGen could expand the mineable reserve further.

Although we value ResGen on a DCF basis assuming a WACC of 15%, which results in our 50% risk-weighted target of A\$0.95, we believe it is also worthwhile comparing the company to other coal developers on a \$/t basis. While this multiple has many flaws e.g. it cannot distinguish between coal quality, it is widely used to compare emerging companies.

Figure 9 below shows ResGen's position relative to the ASX coal sector:

- At ~US\$0.02/t, RES has the lowest EV/resource tonne multiple
- Other South Africans include CCC (\$0.05/t), UNV (\$0.13/t) & CZA (\$0.61/t)
- The linear average is US\$1.52/t
- BTU (\$13.64) and AZT (\$3.76/t) have the highest multiples for non-producers

Figure 9. EV/t of Resource, ASX Coal Companies



Source: Company reports, Citi Investment Research and Analysis

Note: We calculate EV for a range of companies based on market cap as at 25 Jan 2011 and cash/debt figures from the most recent financial report.



## Resource Generation

### Valuation

Our target price of \$0.95/share is set as a 50% risk weighting to our NPV of \$1.90 per share. Our NPV is based on DCF analysis using a 14.5% discount rate and a US\$90/t long term thermal coal price. We believe a 50% risk weighting to our NPV is appropriate given the early stage of the project as well as the infrastructure barriers that need to be overcome.

### Risks

We rate RES as a Speculative risk given the non producing nature of its assets. Key risks to achieving our target price are as follows:

**Commodity price:** Coal prices have become more volatile over the past 5 years as the historically bulk traded market has moved to a more terminal market approach. At the same time China has been swinging from importers to exporters to importers of coal which has had a significant effect on the supply-demand balance of the seaborne market. Given the big coal resources that China has, there is always the risk that it could increase domestic production and turn again to a net exporter of coal, having a negative influence on the coal price.

**Rail:** RES's coal assets are located in the Waterberg region of South Africa. The region is not as well serviced by infrastructure as the coal fields of the Witbank are.

**Political Risk:** South Africa has had a revolution in its minerals industry in the past decade with the implementation of Black Economic Empowerment.

If the impact on the company from any of these factors proves to be greater than we anticipate, the stock will likely have difficulty achieving our target price. However, should they be less than anticipated, the stock could trade above our target price.

## Appendix A-1

### Analyst Certification

The research analyst(s) primarily responsible for the preparation and content of this research report are named in bold text in the author block at the front of the product except for those sections where an analyst's name appears in bold alongside content which is attributable to that analyst. Each of these analyst(s) certify, with respect to the section(s) of the report for which they are responsible, that the views expressed therein accurately reflect their personal views about each issuer and security referenced and were prepared in an independent manner, including with respect to Citigroup Global Markets Inc and its affiliates. No part of the research analyst's compensation was, is, or will be, directly or indirectly, related to the specific recommendation(s) or view(s) expressed by that research analyst in this report.

## IMPORTANT DISCLOSURES

### Resource Generation (RES.AX)

#### Ratings and Target Price History Fundamental Research

Analyst: David Haddad  
Covered since September 22 2010

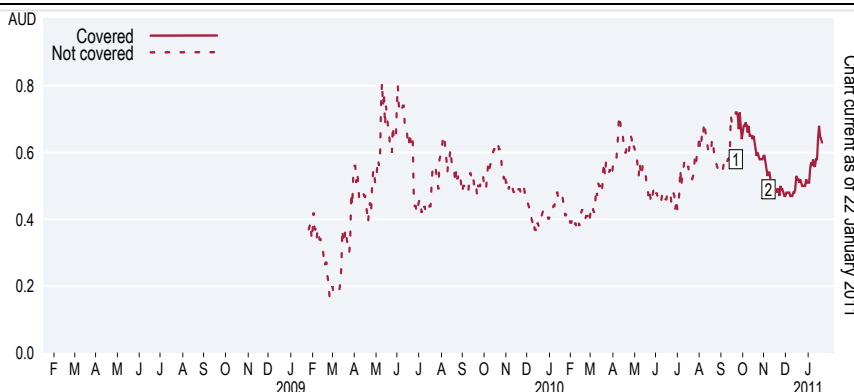


Chart current as of 22 January 2011

	Date	Rating	Target Price	Closing Price
1	22-Sep-10	*1S	*1.00	0.72

	Date	Rating	Target Price	Closing Price
2	8-Nov-10	1S	*0.95	0.54

\* Indicates change

Rating/target price changes above reflect Eastern Standard Time

### Resource Generation (RES.AX)

#### Ratings and Target Price History Best Ideas Research Relative Call (3 Month)

Analyst: David Haddad  
Covered since September 22 2010

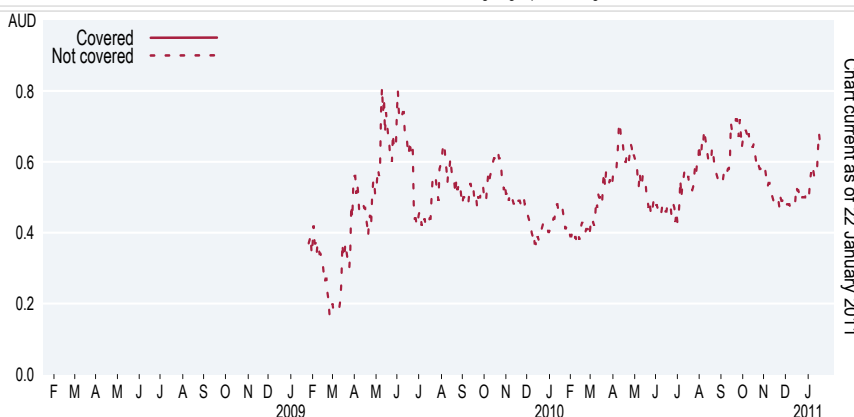


Chart current as of 22 January 2011

\* Indicates change

Rating/target price changes above reflect Eastern Standard Time

Within the past 12 months, Citigroup Global Markets Inc. or its affiliates has acted as manager or co-manager of an offering of securities of Resource Generation.

Citigroup Global Markets Inc. or its affiliates has received compensation for investment banking services provided within the past 12 months from Resource Generation.

Citigroup Global Markets Inc. currently has, or had within the past 12 months, the following as investment banking client(s): Resource Generation.

Analysts' compensation is determined based upon activities and services intended to benefit the investor clients of Citigroup Global Markets Inc. and its affiliates ("the Firm"). Like all Firm employees, analysts receive compensation that is impacted by overall firm profitability which includes investment banking revenues.

For important disclosures (including copies of historical disclosures) regarding the companies that are the subject of this Citi Investment Research & Analysis product ("the Product"), please contact Citi Investment Research & Analysis, 388 Greenwich Street, 28th Floor, New York, NY, 10013, Attention: Legal/Compliance. In addition, the same important disclosures, with the exception of the Valuation and Risk assessments and historical disclosures, are contained on the Firm's disclosure website at [www.citigroupgeo.com](http://www.citigroupgeo.com). Valuation and Risk assessments can be found in the text of the most recent research note/report regarding the subject company. Historical disclosures (for up to the past three years) will be provided upon request.

#### Citi Investment Research & Analysis Ratings Distribution

Data current as of 31 Dec 2010

Citi Investment Research & Analysis Global Fundamental Coverage	12 Month Rating			Relative Rating		
	Buy	Hold	Sell	Buy	Hold	Sell
% of companies in each rating category that are investment banking clients	52%	37%	11%	0%	100%	0%
	45%	44%	40%	0%	44%	0%

#### Guide to Citi Investment Research & Analysis (CIRA) Fundamental Research Investment Ratings:

CIRA's stock recommendations include a risk rating and an investment rating.

**Risk ratings**, which take into account both price volatility and fundamental criteria, are: Low (L), Medium (M), High (H), and Speculative (S).

**Investment ratings** are a function of CIRA's expectation of total return (forecast price appreciation and dividend yield within the next 12 months) and risk rating.

Analysts may place covered stocks "Under Review" in response to exceptional circumstances (e.g. lack of information critical to the analyst's thesis) affecting the company and/or trading in the company's securities (e.g. trading suspension). Stocks placed "Under Review" will be monitored daily by management. As soon as practically possible, the analyst will publish a note re-establishing a rating and investment thesis.

To satisfy regulatory requirements, we correspond Under Review to Hold in our ratings distribution table for our 12-month fundamental rating system. However, we reiterate that we do not consider Under Review to be a recommendation.

**Relative three-month ratings:** CIRA may also assign a three-month relative call (or rating) to a stock to highlight expected out-performance (most preferred) or under-performance (least preferred) versus the analyst's coverage universe over a 3 month period. The relative call may highlight a specific near-term catalyst or event impacting the company or the market that is anticipated to have a short-term price impact on the equity securities of the company. Absent any specific catalyst the analyst(s) will indicate the most and least preferred stocks in his coverage universe, explaining the basis for this short-term view. This three-month view may be different from and does not affect a stock's fundamental equity rating, which reflects a longer-term total absolute return expectation. For purposes of NASD/NYSE ratings-distribution-disclosure rules, most preferred calls correspond to a buy recommendation and least preferred calls correspond to a sell recommendation. Any stock not assigned to a most preferred or least preferred call is considered non-relative-rated (NRR). For purposes of NASD/NYSE ratings-distribution-disclosure rules we correspond NRR to Hold in our ratings distribution table for our 3-month relative rating system. However, we reiterate that we do not consider NRR to be a recommendation.

---

For securities in developed markets (US, UK, Europe, Japan, and Australia/New Zealand), investment ratings are: Buy (1) (expected total return of 10% or more for Low-Risk stocks, 15% or more for Medium-Risk stocks, 20% or more for High-Risk stocks, and 35% or more for Speculative stocks); Hold (2) (0%-10% for Low-Risk stocks, 0%-15% for Medium-Risk stocks, 0%-20% for High-Risk stocks, and 0%-35% for Speculative stocks); and Sell (3) (negative total return).

---

Investment ratings are determined by the ranges described above at the time of initiation of coverage, a change in investment and/or risk rating, or a change in target price (subject to limited management discretion). At other times, the expected total returns may fall outside of these ranges because of market price movements and/or other short-term volatility or trading patterns. Such interim deviations from specified ranges will be permitted but will become subject to review by Research Management. Your decision to buy or sell a security should be based upon your personal investment objectives and should be made only after evaluating the stock's expected performance and risk.

---

#### **NON-US RESEARCH ANALYST DISCLOSURES**

Non-US research analysts who have prepared this report (i.e., all research analysts listed below other than those identified as employed by Citigroup Global Markets Inc.) are not registered/qualified as research analysts with FINRA. Such research analysts may not be associated persons of the member organization and therefore may not be subject to the NYSE Rule 472 and NASD Rule 2711 restrictions on communications with a subject company, public appearances and trading securities held by a research analyst account. The legal entities employing the authors of this report are listed below:

Citigroup Pty Limited

David Haddad; Craig Sainsbury; Clarke Wilkins; Daniel Seeney; Meredith Schwarz

---

#### **OTHER DISCLOSURES**

---

The subject company's share price set out on the front page of this Product is quoted as at 27 January 2011 12:48 PM on the issuer's primary market.

---

For securities recommended in the Product in which the Firm is not a market maker, the Firm is a liquidity provider in the issuers' financial instruments and may act as principal in connection with such transactions. The Firm is a regular issuer of traded financial instruments linked to securities that may have been recommended in the Product. The Firm regularly trades in the securities of the issuer(s) discussed in the Product. The Firm may engage in securities transactions in a manner inconsistent with the Product and, with respect to securities covered by the Product, will buy or sell from customers on a principal basis.

---

Securities recommended, offered, or sold by the Firm: (i) are not insured by the Federal Deposit Insurance Corporation; (ii) are not deposits or other obligations of any insured depository institution (including Citibank); and (iii) are subject to investment risks, including the possible loss of the principal amount invested. Although information has been obtained from and is based upon sources that the Firm believes to be reliable, we do not guarantee its accuracy and it may be incomplete and condensed. Note, however, that the Firm has taken all reasonable steps to determine the accuracy and completeness of the disclosures made in the Important Disclosures section of the Product. The Firm's research department has received assistance from the subject company(ies) referred to in this Product including, but not limited to, discussions with management of the subject company(ies). Firm policy prohibits research analysts from sending draft research to subject companies. However, it should be presumed that the author of the Product has had discussions with the subject company to ensure factual accuracy prior to publication. All opinions, projections and estimates constitute the judgment of the author as of the date of the Product and these, plus any other information contained in the Product, are subject to change without notice. Prices and availability of financial instruments also are subject to change without notice. Notwithstanding other departments within the Firm advising the companies discussed in this Product, information obtained in such role is not used in the preparation of the Product. Although Citi Investment Research & Analysis (CIRA) does not set a predetermined frequency for publication, if the Product is a fundamental research report, it is the intention of CIRA to provide research coverage of the/those issuer(s) mentioned therein, including in response to news affecting this issuer, subject to applicable quiet periods and capacity constraints. The Product is for informational purposes only and is not intended as an offer or solicitation for the purchase or sale of a security. Any decision to purchase securities mentioned in the Product must take into account existing public information on such security or any registered prospectus.

---

Investing in non-U.S. securities, including ADRs, may entail certain risks. The securities of non-U.S. issuers may not be registered with, nor be subject to the reporting requirements of the U.S. Securities and Exchange Commission. There may be limited information available on foreign securities. Foreign companies are generally not subject to uniform audit and reporting standards, practices and requirements comparable to those in the U.S. Securities of some foreign companies may be less liquid and their prices more volatile than securities of comparable U.S. companies. In addition, exchange rate movements may have an adverse effect on the value of an investment in a foreign stock and its corresponding dividend payment for U.S. investors. Net dividends to ADR investors are estimated, using withholding tax rates conventions, deemed accurate, but investors are urged to consult their tax advisor for exact dividend computations. Investors who have received the Product from the Firm may be prohibited in certain states or other jurisdictions from purchasing securities mentioned in the Product from the Firm. Please ask your Financial Consultant for additional details. Citigroup Global Markets Inc. takes responsibility for the Product in the United States. Any orders by US investors resulting from the information contained in the Product may be placed only through Citigroup Global Markets Inc.

---

**Important Disclosures for Morgan Stanley Smith Barney LLC Customers:** Morgan Stanley & Co. Incorporated (Morgan Stanley) research reports may be available about the companies that are the subject of this Citi Investment Research & Analysis (CIRA) research report. Ask your Financial Advisor or use [smithbarney.com](http://smithbarney.com) to view any available Morgan Stanley research reports in addition to CIRA research reports.

Important disclosure regarding the relationship between the companies that are the subject of this CIRA research report and Morgan Stanley Smith Barney LLC and its affiliates are available at the Morgan Stanley Smith Barney disclosure website at [www.morganstanleysmithbarney.com/researchdisclosures](http://www.morganstanleysmithbarney.com/researchdisclosures).

The required disclosures provided by Morgan Stanley and Citigroup Global Markets, Inc. on Morgan Stanley and CIRA research relate in part to the separate businesses of Citigroup Global Markets, Inc. and Morgan Stanley that now form Morgan Stanley Smith Barney LLC, rather than to Morgan Stanley Smith Barney LLC in its entirety. For Morgan Stanley and Citigroup Global Markets, Inc. specific disclosures, you may refer to [www.morganstanley.com/researchdisclosures](http://www.morganstanley.com/researchdisclosures) and [https://www.citigroupgeo.com/geopublic/Disclosures/index\\_a.html](https://www.citigroupgeo.com/geopublic/Disclosures/index_a.html).

This CIRA research report has been reviewed and approved on behalf of Morgan Stanley Smith Barney LLC. This review and approval was conducted by the same person who reviewed this research report on behalf of CIRA. This could create a conflict of interest.

---

The Citigroup legal entity that takes responsibility for the production of the Product is the legal entity which the first named author is employed by. The Product is made available in Australia through Citigroup Global Markets Australia Pty Ltd. (ABN 64 003 114 832 and AFSL No. 240992), participant of the ASX Group and regulated by the Australian Securities & Investments Commission. Citigroup Centre, 2 Park Street, Sydney, NSW 2000. The Product is made available in Australia to Private Banking wholesale clients through Citigroup Pty Limited (ABN 88 004 325 080 and AFSL 238098). Citigroup Pty Limited provides all financial product advice to Australian Private Banking wholesale clients through bankers and relationship managers. If there is any doubt about the suitability of investments held in Citigroup Private Bank accounts, investors should contact the Citigroup Private Bank in Australia. Citigroup companies may compensate affiliates and their representatives for providing products and services to clients. The Product is made available in Brazil by Citigroup Global Markets Brasil - CCTVM SA, which is regulated by CVM - Comissão de Valores Mobiliários, BACEN - Brazilian Central Bank, APIMEC - Associação dos Analistas e Profissionais de Investimento do Mercado de Capitais and ANBID - Associação Nacional dos Bancos de Investimento. Av. Paulista, 1111 - 11º andar - CEP. 01311920 - São Paulo - SP. If the Product is being made available in certain provinces of Canada by Citigroup Global Markets (Canada) Inc. ("CGM Canada"), CGM Canada has approved the Product. Citigroup Place, 123 Front Street West, Suite 1100, Toronto, Ontario M5J 2M3. This product is available in Chile through Banchile Corredores de Bolsa S.A., an indirect subsidiary of Citigroup Inc., which is regulated by the Superintendencia de Valores y Seguros. Agustinas 975, piso 2, Santiago, Chile. The Product is made available in France by Citigroup Global Markets Limited, which is authorised and regulated by Financial Services Authority. 1-5 Rue Paul Cézanne, 8ème, Paris, France. If the Product is made available in Hong Kong by, or on behalf of, Citigroup Global Markets Asia Ltd., it is attributable to Citigroup Global Markets Asia Ltd., Citibank Tower, Citibank Plaza, 3 Garden Road, Hong Kong. Citigroup Global Markets Asia Ltd. is regulated by Hong Kong Securities and Futures Commission. If the Product is made available in Hong Kong by The Citigroup Private Bank to its clients, it is attributable to Citibank N.A., Citibank Tower, Citibank Plaza, 3 Garden Road, Hong Kong. The Citigroup Private Bank and Citibank N.A. is regulated by the Hong Kong Monetary Authority. The Product is made available in India by Citigroup Global Markets India Private Limited, which is regulated by Securities and Exchange Board of India. Bakhtawar, Nariman Point, Mumbai 400-021. The Product is made available in Indonesia through PT Citigroup Securities Indonesia. 5/F, Citibank Tower, Bapindo Plaza, Jl. Jend. Sudirman Kav. 54-55, Jakarta 12190. Neither this Product nor any copy hereof may be distributed in Indonesia or to any Indonesian citizens wherever they are domiciled or to Indonesian residents except in compliance with applicable capital market laws and regulations. This Product is not an offer of securities in Indonesia. The securities referred to in this Product have not been registered with the Capital Market and Financial Institutions Supervisory Agency (BAPEPAM-LK) pursuant to relevant capital market laws and regulations, and may not be offered or sold within the territory of the Republic of Indonesia or to Indonesian citizens through a public offering or in circumstances which constitute an offer within the meaning of the Indonesian capital market laws and regulations. The Product is made available in Israel through Citibank NA, regulated by the Bank of Israel and the Israeli Securities Authority. Citibank, N.A, Platinum Building, 21 Ha'arba'ah St, Tel Aviv, Israel. The Product is made available in Italy by Citigroup Global Markets Limited, which is authorised and regulated by Financial Services Authority. Foro Buonaparte 16, Milan, 20121, Italy. The Product is made available in Japan by Citigroup Global Markets Japan Inc. ("CGMJ"), which is regulated by Financial Services Agency, Securities and Exchange Surveillance Commission, Japan Securities Dealers Association, Tokyo Stock Exchange and Osaka Securities Exchange. Shin-Marunouchi Building, 1-5-1 Marunouchi, Chiyoda-ku, Tokyo 100-6520 Japan. If the Product was distributed by Nikko Cordial Securities Inc. it is being so distributed under license. In the event that an error is found in an CGM research report, a revised version will be posted on the Firm's Global Equities Online (GEO) website. If you have questions regarding GEO, please call (81 3) 6270-3019 for help. The Product is made available in Korea by Citigroup Global Markets Korea Securities Ltd., which is regulated by the Financial Services Commission, the Financial Supervisory Service and the Korea Financial Investment Association (KOFIA). Citibank Building, 39 Da-dong, Jung-gu, Seoul 110-180, Korea. KOFIA makes available registration information of research analysts on its website. Please visit the following website if you wish to find KOFIA registration information on research analysts of Citigroup Global Markets Korea Securities Ltd.

<http://dis.kofia.or.kr/fs/dis2/fundMgr/DISFundMgrAnalystPop.jsp?companyCd2=A03030&pageDiv=02>. The Product is made available in Malaysia by Citigroup Global Markets Malaysia Sdn Bhd, which is regulated by Malaysia Securities Commission. Menara Citibank, 165 Jalan Ampang, Kuala Lumpur, 50450. The Product is made available in Mexico by Acciones y Valores Banamex, S.A. De C. V., Casa de Bolsa, Integrante del Grupo Financiero Banamex ("Accival") which is a wholly owned subsidiary of Citigroup Inc. and is regulated by Comisión Nacional Bancaria y de Valores. Reforma 398, Col. Juárez, 06600 Mexico, D.F. In New Zealand the Product is made available through Citigroup Global Markets New Zealand Ltd. (Company Number 604457), a Participant of the New Zealand Exchange Limited and regulated by the New Zealand Securities Commission. Level 19, Mobile on the Park, 157 Lambton Quay, Wellington. The Product is made available in Pakistan by Citibank N.A. Pakistan branch, which is regulated by the State Bank of Pakistan and Securities Exchange Commission, Pakistan. AWT Plaza, 1.1. Chundrigar Road, P.O. Box 4889, Karachi-74200. The Product is made available in the Philippines through Citicorp Financial Services and Insurance Brokerage Philippines, Inc., which is regulated by the Philippines Securities and Exchange Commission. 20th Floor Citibank Square Bldg. The Product is made available in Poland by Dom Maklerski Banku Handlowego SA an indirect subsidiary of Citigroup Inc., which is regulated by Komisja Nadzoru Finansowego. Dom Maklerski Banku Handlowego S.A. ul. Senatorska 16, 00-923 Warszawa. The Product is made available in the Russian Federation through ZAO Citibank, which is licensed to carry out banking activities in the Russian Federation in accordance with the general banking license issued by the Central Bank of the Russian Federation and brokerage activities in accordance with the license issued by the Federal Service for Financial Markets. Neither the Product nor any information contained in the Product shall be considered as advertising the securities mentioned in this report within the territory of the Russian Federation or outside the Russian Federation. The Product does not constitute an appraisal within the meaning of the Federal Law of the Russian Federation of 29 July 1998 No. 135-FZ (as amended) On Appraisal Activities in the Russian Federation. 8-10 Gasheka Street, 125047 Moscow. The Product is made available in Singapore through Citigroup Global Markets Singapore Pte. Ltd., a Capital Markets Services Licence holder, and regulated by Monetary Authority of Singapore. 1 Temasek Avenue, #39-02 Millenia Tower, Singapore 039192. The Product is made available by The Citigroup Private Bank in Singapore through Citibank, N.A., Singapore branch, a licensed bank in Singapore that is regulated by Monetary Authority of Singapore. Citigroup Global Markets (Pty) Ltd. is incorporated in the Republic of South Africa (company registration number 2000/025866/07) and its registered office is at 145 West Street, Sandton, 2196, Saxonwold. Citigroup Global Markets (Pty) Ltd. is regulated by JSE Securities Exchange South Africa, South African Reserve Bank and the Financial Services Board. The investments and services contained herein are not available to private customers in South Africa. The Product is made available in Spain by Citigroup Global Markets Limited, which is authorised and regulated by Financial Services Authority. 29 Jose Ortega Y Gassef, 4th Floor, Madrid, 28006, Spain. The Product is made available in Taiwan through Citigroup Global Markets Taiwan Securities Company Ltd., which is regulated by Securities & Futures Bureau. No portion of the report may be reproduced or quoted in Taiwan by the press or any other person. 14 and 15F, No. 1, Songzhi Road, Taipei 110, Taiwan. If the Product is related to non-Taiwan listed securities, neither the Product nor any information contained in the Product shall be considered as advertising the securities or making recommendation of the securities. The Product is made available in Thailand through Citicorp Securities (Thailand) Ltd., which is regulated by the Securities and Exchange Commission of Thailand. 18/F, 22/F and 29/F, 82 North Sathorn Road, Silom, Bangrak, Bangkok 10500, Thailand. The Product is made available in Turkey through Citibank AS which is regulated by Capital Markets Board. Tekfen Tower, Eski Buyukdere Caddesi # 209 Kat 2B, 23294 Levent, Istanbul, Turkey. In the U.A.E, these materials (the "Materials") are communicated by Citigroup Global Markets Limited, DIFC branch ("CGML"), an entity registered in the Dubai International Financial Center ("DIFC") and licensed and regulated by the Dubai Financial Services Authority ("DFSA") to Professional Clients and Market Counterparties only and should not be relied upon or distributed to Retail Clients. A distribution of the different CIRA ratings distribution, in percentage terms for Investments in each sector covered is made available on request. Financial products and/or services to which the Materials relate will only be made available to Professional Clients and Market Counterparties. The Product is made available in United Kingdom by Citigroup Global Markets Limited, which is authorised and regulated by Financial Services Authority. This material may relate to investments or services of a person outside of the UK

or to other matters which are not regulated by the FSA and further details as to where this may be the case are available upon request in respect of this material. Citigroup Centre, Canada Square, Canary Wharf, London, E14 5LB. The Product is made available in United States by Citigroup Global Markets Inc, which is regulated by FINRA and the US Securities and Exchange Commission. 388 Greenwich Street, New York, NY 10013. Unless specified to the contrary, within EU Member States, the Product is made available by Citigroup Global Markets Limited, which is regulated by Financial Services Authority.

Pursuant to Comissão de Valores Mobiliários Rule 483, Citi is required to disclose whether a Citi related company or business has a commercial relationship with the subject company. Considering that Citi operates multiple businesses in more than 100 countries around the world, it is likely that Citi has a commercial relationship with the subject company.

Many European regulators require that a firm must establish, implement and make available a policy for managing conflicts of interest arising as a result of publication or distribution of investment research. The policy applicable to CIRA's Products can be found at [www.citigroupgeo.com](http://www.citigroupgeo.com).

Compensation of equity research analysts is determined by equity research management and Citigroup's senior management and is not linked to specific transactions or recommendations.

The Product may have been distributed simultaneously, in multiple formats, to the Firm's worldwide institutional and retail customers. The Product is not to be construed as providing investment services in any jurisdiction where the provision of such services would not be permitted.

Subject to the nature and contents of the Product, the investments described therein are subject to fluctuations in price and/or value and investors may get back less than originally invested. Certain high-volatility investments can be subject to sudden and large falls in value that could equal or exceed the amount invested. Certain investments contained in the Product may have tax implications for private customers whereby levels and basis of taxation may be subject to change. If in doubt, investors should seek advice from a tax adviser. The Product does not purport to identify the nature of the specific market or other risks associated with a particular transaction. Advice in the Product is general and should not be construed as personal advice given it has been prepared without taking account of the objectives, financial situation or needs of any particular investor. Accordingly, investors should, before acting on the advice, consider the appropriateness of the advice, having regard to their objectives, financial situation and needs. Prior to acquiring any financial product, it is the client's responsibility to obtain the relevant offer document for the product and consider it before making a decision as to whether to purchase the product.

CIRA concurrently disseminates its research via proprietary and non-proprietary electronic distribution platforms. Periodically, individual analysts may also opt to circulate research to one or more clients by email. Such email distribution is discretionary and is done only after the research has been disseminated via the aforementioned distribution channels.

---

© 2011 Citigroup Global Markets Inc. Citi Investment Research & Analysis is a division of Citigroup Global Markets Inc. Citi and Citi with Arc Design are trademarks and service marks of Citigroup Inc. and its affiliates and are used and registered throughout the world. All rights reserved. Any unauthorized use, duplication, redistribution or disclosure of this report (the "Product"), including, but not limited to, redistribution of the Product by electronic mail, posting of the Product on a website or page, and/or providing to a third party a link to the Product, is prohibited by law and will result in prosecution. The information contained in the Product is intended solely for the recipient and may not be further distributed by the recipient to any third party. Where included in this report, MSCI sourced information is the exclusive property of Morgan Stanley Capital International Inc. (MSCI). Without prior written permission of MSCI, this information and any other MSCI intellectual property may not be reproduced, disseminated or used to create any financial products, including any indices. This information is provided on an "as is" basis. The user assumes the entire risk of any use made of this information. MSCI, its affiliates and any third party involved in, or related to, computing or compiling the information hereby expressly disclaim all warranties of originality, accuracy, completeness, merchantability or fitness for a particular purpose with respect to any of this information. Without limiting any of the foregoing, in no event shall MSCI, any of its affiliates or any third party involved in, or related to, computing or compiling the information have any liability for any damages of any kind. MSCI, Morgan Stanley Capital International and the MSCI indexes are services marks of MSCI and its affiliates. The Firm accepts no liability whatsoever for the actions of third parties. The Product may provide the addresses of, or contain hyperlinks to, websites. Except to the extent to which the Product refers to website material of the Firm, the Firm has not reviewed the linked site. Equally, except to the extent to which the Product refers to website material of the Firm, the Firm takes no responsibility for, and makes no representations or warranties whatsoever as to, the data and information contained therein. Such address or hyperlink (including addresses or hyperlinks to website material of the Firm) is provided solely for your convenience and information and the content of the linked site does not in anyway form part of this document. Accessing such website or following such link through the Product or the website of the Firm shall be at your own risk and the Firm shall have no liability arising out of, or in connection with, any such referenced website.

---

ADDITIONAL INFORMATION IS AVAILABLE UPON REQUEST

---